



SPORTS 2000

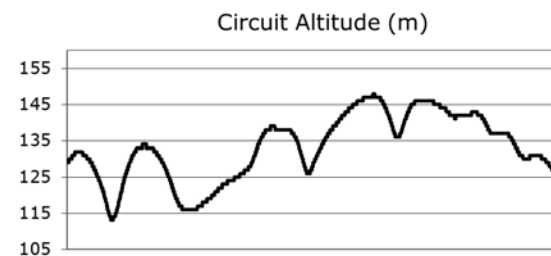
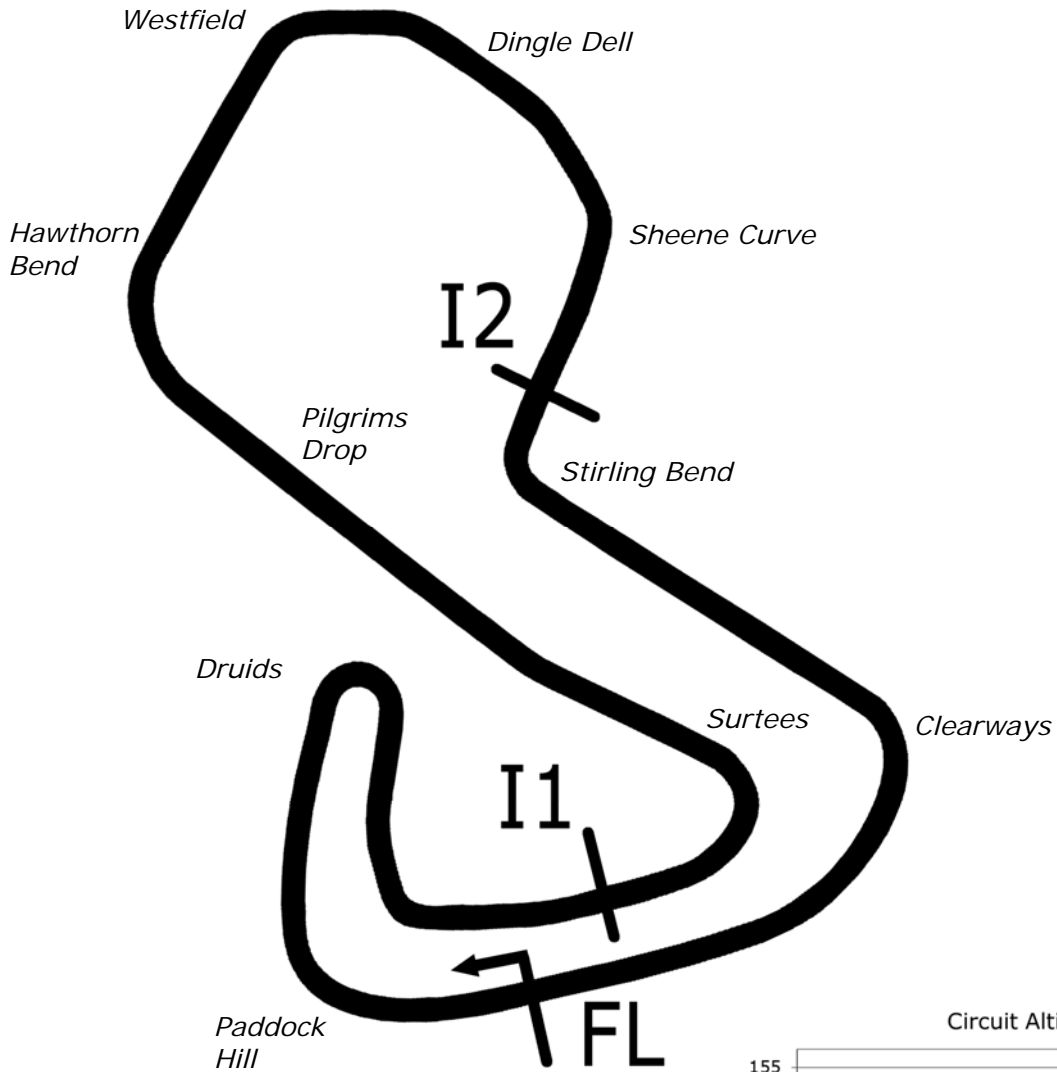
Brands Hatch GP Circuit

31st August / 1st September 2019



Results Provided by Timing Solutions Ltd
www.tsl-timing.com

Brands Hatch GP



Length	2.4332 miles	3916.0 m
FL		51.36032 N 0.26032 E
I1	1116m	51.35934 N 0.25955 E
I2	2928m	51.35532 N 0.26250 E
Pit Entry	3646m	51.35911 N 0.25743 E
Pit Exit	26m after FL	51.36027 N 0.26078 E
Pit Entry-Pit Exit 277m, 16.6s @60kph, 12.4s @80kph		

All results available at www.tsl-timing.com

SRCC Sports 2000 Racing Saloons

QUALIFYING - RACE 14 - CLASSIFICATION

POS	NO	CL	PIC NAME	ENTRY	TIME	ON	LAPS	GAP	DIFF	MPH
1	76	DA	1 Michael GIBBINS	MCR S2	1:46.161	8	8			82.51
2	1	DA	2 Tom STOTEN	Gunn TS11	1:50.513	8	8	4.352	4.352	79.26
3	40	DA	3 Timothy TUDOR	MCR S2	1:51.718	7	7	5.557	1.205	78.41
4	71	DA	4 Paul TRAYHURN	Gunn TS11	1:52.435	9	9	6.274	0.717	77.91
5	77	DA	5 Charles HALL	Gunn TS11	1:53.823	3	7	7.262	0.988	77.23
6	8	DA	6 David HOUGHTON	MCR S2	1:53.828	7	7	7.667	0.405	76.95
7	24	DA	7 Keith MIZEN	MCR S2	1:53.876	7	7	7.715	0.048	76.92
8	128	DB	1 Peter BROUWER	LOLA Fox 88/90	1:54.737	8	8	8.576	0.861	76.34
9	41	DA	8 Giles BILLINGSLEY	MCR S2	1:56.145	6	6	9.984	1.408	75.42
10	88	DDB	1 Peter WILLIAMS	MCR S2	1:56.209	9	9	10.048	0.064	75.38
11	28	DB	2 John OWEN	MCR S2	1:56.503	8	8	10.342	0.294	75.18
12	12	PB	1 Ross HYETT	Tiga SC84	1:58.417	8	8	12.256	1.914	73.97
13	21	PB	2 Nick HYETT	Tiga SC83	2:00.919	7	8	14.758	2.502	72.44
14	7*	DDB	2 HAYES/TURNER	MCR S2	2:01.254	5	5	15.093	0.335	72.24
15	13*	DB	3 Bscher LUCAS	Carbir CS2	2:01.663	1	1	15.502	0.409	72.00
16	5	DB	4 Chris YARWOOD	LOLA T88/90	2:01.895	2	6	15.734	0.232	71.86
17	34	DDB	3 Roger DONNAN	MCR S2	2:01.906	2	2	15.745	0.011	71.85
18	90*	PA	1 Patrick EGAN	LOLA T90/90	2:03.254	5	5	17.093	1.348	71.07
19	11	PH	1 EUGENIO/EDMONDS	Royale RP37	2:03.457	2	7	17.296	0.203	70.95
20	42	PA	2 Andy CHITTENDEN	Tiga SC87	2:04.133	2	8	17.972	0.676	70.56
21	91	DA	9 Ashley LAW	MCR S2	2:04.582	6	6	18.421	0.449	70.31
22	10	DB	5 Paul COPE	LOLA T87/90	2:04.733	8	8	18.572	0.151	70.22
23	43	DA	10 PHILLIPS/BAMSEY	MCR S2	2:05.373	2	7	19.212	0.640	69.87
24	3	PHDB	1 Colin FEYERABEND	LOLA T492	2:10.679	8	8	24.518	5.306	67.03
25	83	PB	3 Olivier KIRTEN	Apache 86S	2:13.936	2	4	27.775	3.257	65.40
26	96	PH	2 Mira FEYERABEND	Tiga SC79	2:15.574	7	7	29.413	1.638	64.61

Cars 13 and 90 transponders not working please rectify for the race
 Car 7 transponder stopped working during the session please rectify for the race

Weather / Track : Drizzle / Wet

These results are provisional until the conclusion of any judicial and technical matters.

Brands Hatch GP

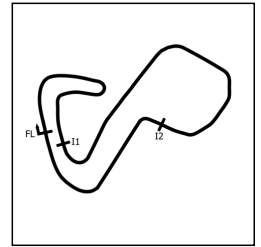
Circuit Length = 2.4332 miles

Start: 17:58 Flag 18:18 End: 18:20

Clerk Of Course :	Steward :	Timekeeper :

SRCC Sports 2000 Racing Saloons

QUALIFYING - RACE 14 - SECTOR ANALYSIS



SECTOR 1 = FL to I1, SECTOR 2 = I1 to I2, SECTOR 3 = I2 to FL, DIFF = Difference To Personal Best Lap, P = Crossed Finish Line in Pit Lane, D = Time Disallowed

P1 76 D A		Michael GIBBINS		MCR S2			
IDEAL LAP TIME : 1:46.161		BEST LAP TIME : 1:46.161		DIFFERENCE : 0.000			
LAP	SECTOR 1	SECTOR 2	SECTOR 3	LAP TIME	MPH	DIFF	TIME OF DAY
1 -	OUTLAP	50.405	29.001	1:58.083	74.18	11.922	18:01:52.796
2 -	35.820	47.532	26.169	1:49.521 (2)	79.98	3.360	18:03:42.317
3 -	46.380	1:35.451	49.335	3:11.166	45.82	1:25.005	18:06:53.483
4 -	58.956	1:27.773	44.546	3:11.275	45.79	1:25.114	18:10:04.758
5 -	56.146	1:38.010	44.386	3:18.542	44.12	1:32.381	18:13:23.300
6 -	50.157	1:04.878	30.371	2:25.406	60.24	39.245	18:15:48.706
7 -	35.267	49.667	25.965	1:50.899 (3)	78.98	4.738	18:17:39.605
8 -	33.524	47.363	25.274	1:46.161 (1)	82.51		18:19:25.766

P2 1 D A		Tom STOTEN		Gunn TS11			
IDEAL LAP TIME : 1:50.243		BEST LAP TIME : 1:50.513		DIFFERENCE : 0.270			
LAP	SECTOR 1	SECTOR 2	SECTOR 3	LAP TIME	MPH	DIFF	TIME OF DAY
1 -	OUTLAP	55.387	30.199	2:08.513	68.16	18.000	18:00:25.885
2 -	39.918	51.765	28.389	2:00.072 (3)	72.95	9.559	18:02:25.957
3 -	38.518	51.624	IN PIT	5:20.721 P	27.31	3:30.208	18:07:46.678
4 -	OUTLAP	1:02.369	44.218	2:30.815	58.08	40.302	18:10:17.493
5 -	57.692	1:38.814	42.671	3:19.177	43.98	1:28.664	18:13:36.670
6 -	47.878	1:20.106	29.410	2:37.394	55.65	46.881	18:16:14.064
7 -	36.445	48.178	27.366	1:51.989 (2)	78.22	1.476	18:18:06.053
8 -	35.655	48.448	26.410	1:50.513 (1)	79.26		18:19:56.566

P3 40 D A		Timothy TUDOR		MCR S2			
IDEAL LAP TIME : 1:51.718		BEST LAP TIME : 1:51.718		DIFFERENCE : 0.000			
LAP	SECTOR 1	SECTOR 2	SECTOR 3	LAP TIME	MPH	DIFF	TIME OF DAY
1 -	OUTLAP	52.530	32.368	2:06.596	69.19	14.878	18:04:22.118
2 -	45.537	1:08.989	45.626	2:40.152	54.69	48.434	18:07:02.270
3 -	1:02.555	1:24.229	43.781	3:10.565	45.96	1:18.847	18:10:12.835
4 -	57.541	1:37.321	43.043	3:17.905	44.26	1:26.187	18:13:30.740
5 -	48.144	1:04.935	31.368	2:24.447 (3)	60.64	32.729	18:15:55.187
6 -	36.607	51.219	26.973	1:54.799 (2)	76.30	3.081	18:17:49.986
7 -	36.164	48.758	26.796	1:51.718 (1)	78.41		18:19:41.704

P4 71 D A		Paul TRAYHURN		Gunn TS11			
IDEAL LAP TIME : 1:52.182		BEST LAP TIME : 1:52.435		DIFFERENCE : 0.253			
LAP	SECTOR 1	SECTOR 2	SECTOR 3	LAP TIME	MPH	DIFF	TIME OF DAY
1 -	OUTLAP	54.506	27.979	2:08.117	68.37	15.682	18:00:48.722
2 -	38.771	52.209	27.292	1:58.272 (3)	74.06	5.837	18:02:46.994
3 -	37.242	56.061	31.667	2:04.970	70.09	12.535	18:04:51.964
4 -	46.605	58.552	33.011	2:18.168	63.39	25.733	18:07:10.132
5 -	55.635	1:24.184	43.623	3:03.442	47.75	1:11.007	18:10:13.574
6 -	58.031	1:37.241	42.551	3:17.823	44.28	1:25.388	18:13:31.397
7 -	48.497	1:04.652	30.577	2:23.726	60.94	31.291	18:15:55.123
8 -	37.669	51.266	26.445	1:55.380 (2)	75.92	2.945	18:17:50.503
9 -	36.603	49.134	26.698	1:52.435 (1)	77.91		18:19:42.938

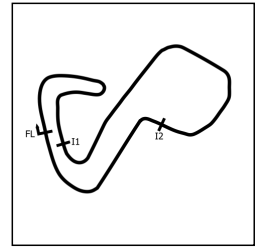
P5 77 D A		Charles HALL		Gunn TS11			
IDEAL LAP TIME : 1:49.849		BEST LAP TIME : 1:53.423		DIFFERENCE : 3.574			
LAP	SECTOR 1	SECTOR 2	SECTOR 3	LAP TIME	MPH	DIFF	TIME OF DAY
1 -	OUTLAP	52.774	27.308	2:01.706	71.97	8.283	18:00:15.279
2 -	37.416	51.625	26.650	1:55.691 (2)	75.71	2.268	18:02:10.970
3 -	36.235	50.194	26.994	1:53.423 (1)	77.23		18:04:04.393
4 -	50.006	1:16.689	47.101	2:53.796 (3)	50.40	1:00.373	18:06:58.189
5 -	1:02.800	1:24.357	43.330	3:10.487	45.98	1:17.064	18:10:08.676
6 -	56.804	1:38.573	IN PIT	6:24.429 P	22.78	4:31.006	18:16:33.105
7 -	OUTLAP	47.959	25.655	1:50.340	79.38		18:18:23.445

Weather / Track : Drizzle / Wet

Brands Hatch GP
Circuit Length = 2.4332 miles
Start: 17:58 Flag 18:18 End: 18:20

SRCC Sports 2000 Racing Saloons

QUALIFYING - RACE 14 - SECTOR ANALYSIS



SECTOR 1 = FL to I1, SECTOR 2 = I1 to I2, SECTOR 3 = I2 to FL, DIFF = Difference To Personal Best Lap, P = Crossed Finish Line in Pit Lane, D = Time Disallowed

P6		8 D A		David HOUGHTON		MCR S2	
IDEAL LAP TIME : 1:53.828		BEST LAP TIME : 1:53.828		DIFFERENCE : 0.000			
LAP	SECTOR 1	SECTOR 2	SECTOR 3	LAP TIME	MPH	DIFF	TIME OF DAY
1 -	OUTLAP	53.258	28.348	2:04.773	70.20	10.945	18:03:41.718
2 -	44.029	1:36.261	IN PIT	3:47.915 P	38.43	1:54.087	18:07:29.633
3 -	OUTLAP	1:15.324	44.432	2:46.898	52.48	53.070	18:10:16.531
4 -	57.603	1:38.699	42.665	3:18.967	44.02	1:25.139	18:13:35.498
5 -	48.038	1:09.397	30.300	2:27.735 (3)	59.29	33.907	18:16:03.233
6 -	37.562	52.406	27.389	1:57.357 (2)	74.64	3.529	18:18:00.590
7 -	36.677	50.203	26.948	1:53.828 (1)	76.95		18:19:54.418

P7		24 D A		Keith MIZEN		MCR S2	
IDEAL LAP TIME : 1:53.201		BEST LAP TIME : 1:53.876		DIFFERENCE : 0.675			
LAP	SECTOR 1	SECTOR 2	SECTOR 3	LAP TIME	MPH	DIFF	TIME OF DAY
1 -	OUTLAP	54.484	28.595	2:07.256	68.83	13.380	18:01:06.415
2 -	38.016	52.076	28.016	1:58.108 (3)	74.16	4.232	18:03:04.523
3 -	38.189	58.577	IN PIT	7:20.390 P	19.89	5:26.514	18:10:24.913
4 -	OUTLAP	1:37.598	42.591	3:12.736	45.44	1:18.860	18:13:37.649
5 -	47.771	1:10.177	31.195	2:29.143	58.73	35.267	18:16:06.792
6 -	35.920	51.785	26.770	1:54.475 (2)	76.52	0.599	18:18:01.267
7 -	36.513	50.511	26.852	1:53.876 (1)	76.92		18:19:55.143

P8		128 D B		Peter BROUWER		LOLA Fox 88/90	
IDEAL LAP TIME : 1:54.664		BEST LAP TIME : 1:54.737		DIFFERENCE : 0.073			
LAP	SECTOR 1	SECTOR 2	SECTOR 3	LAP TIME	MPH	DIFF	TIME OF DAY
1 -	OUTLAP	58.532	28.777	2:14.824	64.97	20.087	18:01:30.903
2 -	37.673	54.569	28.787	2:01.029 (3)	72.37	6.292	18:03:31.932
3 -	45.452	1:39.471	52.571	3:17.494	44.35	1:22.757	18:06:49.426
4 -	1:00.044	1:28.483	44.875	3:13.402	45.29	1:18.665	18:10:02.828
5 -	55.290	1:38.297	44.268	3:17.855	44.27	1:23.118	18:13:20.683
6 -	48.034	1:03.714	32.003	2:23.751	60.93	29.014	18:15:44.434
7 -	37.209	52.851	27.160	1:57.220 (2)	74.72	2.483	18:17:41.654
8 -	36.563	50.941	27.233	1:54.737 (1)	76.34		18:19:36.391

P9		41 D A		Giles BILLINGSLEY		MCR S2	
IDEAL LAP TIME : 1:56.145		BEST LAP TIME : 1:56.145		DIFFERENCE : 0.000			
LAP	SECTOR 1	SECTOR 2	SECTOR 3	LAP TIME	MPH	DIFF	TIME OF DAY
1 -	OUTLAP	54.223	28.530	2:07.289	68.81	11.144	18:03:39.211
2 -	41.692	1:38.011	IN PIT	5:31.269 P	26.44	3:35.124	18:09:10.480
3 -	OUTLAP	53.725	28.075	2:06.060	69.48	9.915	18:11:16.540
4 -	39.867	1:01.959	42.905	2:24.731 (2)	60.52	28.586	18:13:41.271
5 -	50.590	1:15.664	29.926	2:36.180 (3)	56.08	40.035	18:16:17.451
6 -	37.263	51.958	26.924	1:56.145 (1)	75.42		18:18:13.596

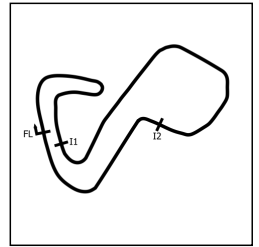
P10		88 D DB		Peter WILLIAMS		MCR S2	
IDEAL LAP TIME : 1:56.030		BEST LAP TIME : 1:56.209		DIFFERENCE : 0.179			
LAP	SECTOR 1	SECTOR 2	SECTOR 3	LAP TIME	MPH	DIFF	TIME OF DAY
1 -	OUTLAP	54.793	28.306	2:07.982	68.44	11.773	18:01:03.862
2 -	37.501	52.070	27.967	1:57.538 (2)	74.52	1.329	18:03:01.400
3 -	37.874	57.123	31.602	2:06.599	69.19	10.390	18:05:07.999
4 -	46.337	57.082	32.199	2:15.618	64.59	19.409	18:07:23.617
5 -	44.242	1:23.290	44.487	2:52.019	50.92	55.810	18:10:15.636
6 -	57.678	1:36.890	43.908	3:18.476	44.13	1:22.267	18:13:34.112
7 -	48.224	1:04.915	31.022	2:24.161	60.76	27.952	18:15:58.273
8 -	38.701	52.305	27.716	1:58.722 (3)	73.78	2.513	18:17:56.995
9 -	37.196	51.118	27.895	1:56.209 (1)	75.38		18:19:53.204

Weather / Track : Drizzle / Wet

Brands Hatch GP
Circuit Length = 2.4332 miles
Start: 17:58 Flag 18:18 End: 18:20

SRCC Sports 2000 Racing Saloons

QUALIFYING - RACE 14 - SECTOR ANALYSIS



SECTOR 1 = FL to I1, SECTOR 2 = I1 to I2, SECTOR 3 = I2 to FL, DIFF = Difference To Personal Best Lap, P = Crossed Finish Line in Pit Lane, D = Time Disallowed

P11 28 D B		John OWEN		MCR S2			
IDEAL LAP TIME : 1:56.310		BEST LAP TIME : 1:56.503		DIFFERENCE : 0.193			
LAP	SECTOR 1	SECTOR 2	SECTOR 3	LAP TIME	MPH	DIFF	TIME OF DAY
1 -	OUTLAP	56.102	29.917	2:11.128	66.80	14.625	18:00:50.310
2 -	41.298	55.200	30.059	2:06.557 (3)	69.21	10.054	18:02:56.867
3 -	1:02.212	1:51.404	52.045	3:45.661	38.81	1:49.158	18:06:42.528
4 -	59.619	1:28.974	44.977	3:13.570	45.25	1:17.067	18:09:56.098
5 -	55.967	1:36.785	43.582	3:16.334	44.61	1:19.831	18:13:12.432
6 -	45.988	1:06.155	30.295	2:22.438	61.49	25.935	18:15:34.870
7 -	38.322	53.053	27.819	1:59.194 (2)	73.49	2.691	18:17:34.064
8 -	37.146	51.345	28.012	1:56.503 (1)	75.18		18:19:30.567

P12 12 P B		Ross HYETT		Tiga SC84			
IDEAL LAP TIME : 1:58.223		BEST LAP TIME : 1:58.417		DIFFERENCE : 0.194			
LAP	SECTOR 1	SECTOR 2	SECTOR 3	LAP TIME	MPH	DIFF	TIME OF DAY
1 -	OUTLAP	57.206	28.398	2:24.493	60.62	26.076	18:01:31.970
2 -	37.833	54.008	28.259	2:00.100 (2)	72.93	1.683	18:03:32.070
3 -	44.554	1:39.344	52.641	3:16.539	44.57	1:18.122	18:06:48.609
4 -	1:00.045	1:28.180	45.314	3:13.539	45.26	1:15.122	18:10:02.148
5 -	54.981	1:38.154	44.704	3:17.839	44.27	1:19.422	18:13:19.987
6 -	47.301	1:03.953	31.842	2:23.096	61.21	24.679	18:15:43.083
7 -	37.830	55.301	28.205	2:01.336 (3)	72.19	2.919	18:17:44.419
8 -	37.196	52.822	28.399	1:58.417 (1)	73.97		18:19:42.836

P13 21 P B		Nick HYETT		Tiga SC83			
IDEAL LAP TIME : 2:00.267		BEST LAP TIME : 2:00.919		DIFFERENCE : 0.652			
LAP	SECTOR 1	SECTOR 2	SECTOR 3	LAP TIME	MPH	DIFF	TIME OF DAY
1 -	OUTLAP	1:01.078	29.869	2:19.700	62.70	18.781	18:01:39.433
2 -	41.645	53.838	30.451	2:05.934 (3)	69.55	5.015	18:03:45.367
3 -	49.530	1:32.494	49.296	3:11.320	45.78	1:10.401	18:06:56.687
4 -	59.452	1:27.465	44.521	3:11.438	45.75	1:10.519	18:10:08.125
5 -	55.743	1:37.498	45.157	3:18.398	44.15	1:17.479	18:13:26.523
6 -	47.886	1:04.991	31.423	2:24.300	60.70	23.381	18:15:50.823
7 -	38.153	53.708	29.058	2:00.919 (1)	72.44		18:17:51.742
8 -	37.975	54.451	28.584	2:01.010 (2)	72.38	0.091	18:19:52.752

P14 7 D DB		HAYES/TURNER		MCR S2			
IDEAL LAP TIME : 3:08.254		BEST LAP TIME : 2:01.254		DIFFERENCE : -1:07.000			
LAP	SECTOR 1	SECTOR 2	SECTOR 3	LAP TIME	MPH	DIFF	TIME OF DAY
1 -	OUTLAP	1:32.679	48.811	3:11.458	45.75	1:10.204	18:06:54.400
2 -	59.973	1:27.905	43.841	3:11.719 (2)	45.69	1:10.465	18:10:06.119
3 -	56.508	1:37.611	IN PIT	4:21.991 P	33.43	2:20.737	18:14:28.110
4 -	OUTLAP			2:26.604	59.75	25.350	18:16:54.714
5 -				2:01.254 (1)	72.24		18:18:55.968

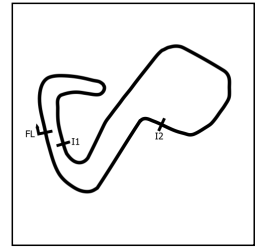
P15 13 D B		Bscher LUCAS		Carbir CS2			
IDEAL LAP TIME :		BEST LAP TIME : 2:01.663		DIFFERENCE :			
LAP	SECTOR 1	SECTOR 2	SECTOR 3	LAP TIME	MPH	DIFF	TIME OF DAY
1 -				2:01.663 (1)	72.00		18:02:59.293

Weather / Track : Drizzle / Wet

Brands Hatch GP
Circuit Length = 2.4332 miles
Start: 17:58 Flag 18:18 End: 18:20

SRCC Sports 2000 Racing Saloons

QUALIFYING - RACE 14 - SECTOR ANALYSIS



SECTOR 1 = FL to I1, SECTOR 2 = I1 to I2, SECTOR 3 = I2 to FL, DIFF = Difference To Personal Best Lap, P = Crossed Finish Line in Pit Lane, D = Time Disallowed

P16		5 D B		Chris YARWOOD		LOLA T88/90	
IDEAL LAP TIME : 1:58.442		BEST LAP TIME : 2:01.895		DIFFERENCE : 3.453			
LAP	SECTOR 1	SECTOR 2	SECTOR 3	LAP TIME	MPH	DIFF	TIME OF DAY
1 -	OUTLAP	53.840	28.883	2:05.510	69.79	3.615	18:00:47.358
2 -	39.105	54.446	28.344	2:01.895 (1)	71.86		18:02:49.253
3 -	38.477	55.714	IN PIT	9:02.551 P	16.14	7:00.656	18:11:51.804
4 -	OUTLAP	53.410	28.009	2:02.593	71.45	0.698	18:13:54.397
5 -	39.709	1:14.096	32.892	2:26.697 (3)	59.71	24.802	18:16:21.094
6 -	42.561	56.500	26.555	2:05.616 (2)	69.73	3.721	18:18:26.710

P17		34 D DB		Roger DONNAN		MCR S2	
IDEAL LAP TIME : 2:01.906		BEST LAP TIME : 2:01.906		DIFFERENCE : 0.000			
LAP	SECTOR 1	SECTOR 2	SECTOR 3	LAP TIME	MPH	DIFF	TIME OF DAY
1 -	OUTLAP	56.724	28.863	2:10.308	67.22	8.402	18:00:55.039
2 -	39.756	53.629	28.521	2:01.906 (1)	71.85		18:02:56.945

P18		90 P A		Patrick EGAN		LOLA T90/90	
IDEAL LAP TIME :		BEST LAP TIME : 2:03.254		DIFFERENCE :			
LAP	SECTOR 1	SECTOR 2	SECTOR 3	LAP TIME	MPH	DIFF	TIME OF DAY
1 -				2:17.355 (2)	63.77	14.101	18:04:03.016
2 -			IN PIT	6:24.557 P	22.77	4:21.303	18:10:27.573
3 -	OUTLAP			3:12.483	45.50	1:09.229	18:13:40.057
4 -				2:37.254 (3)	55.70	34.000	18:16:17.311
5 -				2:03.254 (1)	71.07		18:18:20.565

P19		11 P H		EUGENIO/EDMONDS		Royale RP37	
IDEAL LAP TIME : 2:03.457		BEST LAP TIME : 2:03.457		DIFFERENCE : 0.000			
LAP	SECTOR 1	SECTOR 2	SECTOR 3	LAP TIME	MPH	DIFF	TIME OF DAY
1 -	OUTLAP	57.672	30.437	2:13.127	65.80	9.670	18:01:28.016
2 -	38.874	55.463	29.120	2:03.457 (1)	70.95		18:03:31.473
3 -	43.934	1:38.954	52.828	3:15.716 (3)	44.75	1:12.259	18:06:47.189
4 -	59.948	1:28.215	45.735	3:13.898 (2)	45.17	1:10.441	18:10:01.087
5 -	54.742	1:37.441	45.242	3:17.425	44.37	1:13.968	18:13:18.512
6 -	45.552	1:04.286	IN PIT	3:54.467 P	37.36	1:51.010	18:17:12.979
7 -	OUTLAP	1:03.038	33.355	2:22.754	61.36	19.297	18:19:35.733

P20		42 P A		Andy CHITTENDEN		Tiga SC87	
IDEAL LAP TIME : 2:02.694		BEST LAP TIME : 2:04.133		DIFFERENCE : 1.439			
LAP	SECTOR 1	SECTOR 2	SECTOR 3	LAP TIME	MPH	DIFF	TIME OF DAY
1 -	OUTLAP	56.270	30.014	2:13.281	65.72	9.148	18:01:25.508
2 -	38.282	55.757	30.094	2:04.133 (1)	70.56		18:03:29.641
3 -	44.616	1:39.172	52.946	3:16.734	44.52	1:12.601	18:06:46.375
4 -	59.753	1:28.113	44.247	3:12.113	45.59	1:07.980	18:09:58.488
5 -	55.575	1:37.790	43.354	3:16.719	44.52	1:12.586	18:13:15.207
6 -	47.747	1:04.412	32.516	2:24.675	60.54	20.542	18:15:39.882
7 -	39.843	58.054	31.487	2:09.384 (3)	67.70	5.251	18:17:49.266
8 -	39.737	54.851	29.561	2:04.149 (2)	70.55	0.016	18:19:53.415

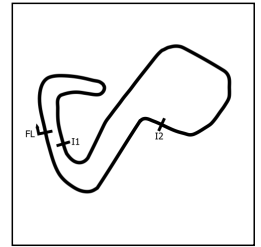
P21		91 D A		Ashley LAW		MCR S2	
IDEAL LAP TIME : 2:03.066		BEST LAP TIME : 2:04.582		DIFFERENCE : 1.516			
LAP	SECTOR 1	SECTOR 2	SECTOR 3	LAP TIME	MPH	DIFF	TIME OF DAY
1 -	OUTLAP	1:35.939	49.987	3:12.317	45.54	1:07.735	18:06:50.460
2 -	1:00.808	1:27.881	44.385	3:13.074	45.37	1:08.492	18:10:03.534
3 -	56.118	1:38.040	44.485	3:18.643	44.09	1:14.061	18:13:22.177
4 -	49.562	1:06.106	31.037	2:26.705 (3)	59.71	22.123	18:15:48.882
5 -	39.326	59.550	29.003	2:07.879 (2)	68.50	3.297	18:17:56.761
6 -	40.842	55.541	28.199	2:04.582 (1)	70.31		18:20:01.343

Weather / Track : Drizzle / Wet

Brands Hatch GP
Circuit Length = 2.4332 miles
Start: 17:58 Flag 18:18 End: 18:20

SRCC Sports 2000 Racing Saloons

QUALIFYING - RACE 14 - SECTOR ANALYSIS



SECTOR 1 = FL to I1, SECTOR 2 = I1 to I2, SECTOR 3 = I2 to FL, DIFF = Difference To Personal Best Lap, P = Crossed Finish Line in Pit Lane, D = Time Disallowed

P22 10 D B Paul COPE		LOLA T87/90					
IDEAL LAP TIME : 2:04.733		BEST LAP TIME : 2:04.733		DIFFERENCE : 0.000			
LAP	SECTOR 1	SECTOR 2	SECTOR 3	LAP TIME	MPH	DIFF	TIME OF DAY
1 -	OUTLAP	1:00.287	31.483	2:21.237	62.02	16.504	18:01:18.928
2 -	41.193	56.458	31.397	2:09.048 (3)	67.88	4.315	18:03:27.976
3 -	45.062	1:38.678	51.818	3:15.558	44.79	1:10.825	18:06:43.534
4 -	1:00.065	1:28.882	44.405	3:13.352	45.30	1:08.619	18:09:56.886
5 -	56.247	1:36.820	44.039	3:17.106	44.44	1:12.373	18:13:13.992
6 -	46.340	1:05.421	32.117	2:23.878	60.88	19.145	18:15:37.870
7 -	40.948	57.264	30.327	2:08.539 (2)	68.14	3.806	18:17:46.409
8 -	40.107	55.336	29.290	2:04.733 (1)	70.22		18:19:51.142

P23 43 D A PHILLIPS/BAMSEY		MCR S2					
IDEAL LAP TIME : 2:03.340		BEST LAP TIME : 2:05.373		DIFFERENCE : 2.033			
LAP	SECTOR 1	SECTOR 2	SECTOR 3	LAP TIME	MPH	DIFF	TIME OF DAY
1 -	OUTLAP	54.928	28.472	2:07.683	68.60	2.310	18:01:08.022
2 -	39.940	55.714	29.719	2:05.373 (1)	69.87		18:03:13.395
3 -	44.518	1:51.372	52.017	3:27.907	42.13	1:22.534	18:06:41.302
4 -	59.842	1:28.895	45.255	3:13.992 (3)	45.15	1:08.619	18:09:55.294
5 -	55.830	1:36.506	IN PIT	5:02.816 P	28.92	2:57.443	18:14:58.110
6 -	OUTLAP	1:02.450	32.201	2:22.547	61.45	17.174	18:17:20.657
7 -	43.245	1:00.681	32.438	2:16.364 (2)	64.23	10.991	18:19:37.021

P24 3 P H DB Colin FEYERABEND		LOLA T492					
IDEAL LAP TIME : 2:10.679		BEST LAP TIME : 2:10.679		DIFFERENCE : 0.000			
LAP	SECTOR 1	SECTOR 2	SECTOR 3	LAP TIME	MPH	DIFF	TIME OF DAY
1 -	OUTLAP	1:04.317	35.230	2:32.438	57.46	21.759	18:01:56.072
2 -	44.459	1:02.212	35.956	2:22.627 (3)	61.41	11.948	18:04:18.699
3 -	46.186	1:08.971	46.244	2:41.401	54.27	30.722	18:07:00.100
4 -	1:01.699	1:25.187	43.276	3:10.162	46.06	59.483	18:10:10.262
5 -	56.699	1:38.720	43.387	3:18.806	44.06	1:08.127	18:13:29.068
6 -	47.080	1:05.096	31.697	2:23.873	60.88	13.194	18:15:52.941
7 -	42.504	1:00.367	31.485	2:14.356 (2)	65.19	3.677	18:18:07.297
8 -	41.616	58.226	30.837	2:10.679 (1)	67.03		18:20:17.976

P25 83 P B Olivier KIRTEN		Apache 86S					
IDEAL LAP TIME : 2:08.370		BEST LAP TIME : 2:13.936		DIFFERENCE : 5.566			
LAP	SECTOR 1	SECTOR 2	SECTOR 3	LAP TIME	MPH	DIFF	TIME OF DAY
1 -	OUTLAP	59.577	30.951	2:17.370	63.76	3.434	18:01:22.349
2 -	41.820	1:01.105	31.011	2:13.936 (1)	65.40		18:03:36.285
3 -	43.861	1:37.709	IN PIT	14:34.357 P	10.01	12:20.421	18:18:10.642
4 -	OUTLAP	57.715	28.835	2:10.314	67.22		18:20:20.956

P26 96 P H Mira FEYERABEND		Tiga SC79					
IDEAL LAP TIME : 2:15.574		BEST LAP TIME : 2:15.574		DIFFERENCE : 0.000			
LAP	SECTOR 1	SECTOR 2	SECTOR 3	LAP TIME	MPH	DIFF	TIME OF DAY
1 -	OUTLAP	1:05.637	33.934	2:32.052	57.61	16.478	18:01:57.207
2 -	44.556	1:02.554	35.773	2:22.883 (2)	61.30	7.309	18:04:20.090
3 -	46.308	1:08.845	45.829	2:40.982	54.41	25.408	18:07:01.072
4 -	1:02.022	1:24.847	43.360	3:10.229	46.04	54.655	18:10:11.301
5 -	57.360	1:37.876	43.611	3:18.847	44.05	1:03.273	18:13:30.148
6 -	47.472	1:05.749	32.183	2:25.404 (3)	60.24	9.830	18:15:55.552
7 -	41.975	1:01.481	32.118	2:15.574 (1)	64.61		18:18:11.126

Weather / Track : Drizzle / Wet

Brands Hatch GP
Circuit Length = 2.4332 miles
Start: 17:58 Flag 18:18 End: 18:20

SRCC Sports 2000 Racing Saloons

QUALIFYING - RACE 14 - BEST SECTORS

SECTOR 1			SECTOR 2			SECTOR 3			IDEAL / BEST COMPARISON						
POS	NO	NAME	TIME	NO	NAME	TIME	NO	NAME	TIME	POS	NO	NAME	IDEAL	BEST	DIFF
													PERFECT LAP	1:46.161	
1	76	GIBBINS	33.524	76	GIBBINS	47.363	76	GIBBINS	25.274	1	76	GIBBINS	1:46.161	1:46.161	0.000
2	1	STOTEN	35.655	77	HALL	47.959	77	HALL	25.655	2	77	HALL	1:49.849	1:53.423	3.574
3	24	MZEN	35.920	1	STOTEN	48.178	1	STOTEN	26.410	3	1	STOTEN	1:50.243	1:50.513	0.270
4	40	TUDOR	36.164	40	TUDOR	48.758	71	TRAYHURN	26.445	4	40	TUDOR	1:51.718	1:51.718	0.000
5	77	HALL	36.235	71	TRAYHURN	49.134	5	YARWOOD	26.555	5	71	TRAYHURN	1:52.182	1:52.435	0.253
6	128	BROUWER	36.563	8	HOUGHTON	50.203	24	MZEN	26.770	6	24	MZEN	1:53.201	1:53.876	0.675
7	71	TRAYHURN	36.603	24	MZEN	50.511	40	TUDOR	26.796	7	8	HOUGHTON	1:53.828	1:53.828	0.000
8	8	HOUGHTON	36.677	128	BROUWER	50.941	41	BILLINGSLEY	26.924	8	128	BROUWER	1:54.664	1:54.737	0.073
9	28	OWEN	37.146	88	WILLIAMS	51.118	8	HOUGHTON	26.948	9	88	WILLIAMS	1:56.030	1:56.209	0.179
10	88	WILLIAMS	37.196	28	OWEN	51.345	128	BROUWER	27.160	10	41	BILLINGSLEY	1:56.145	1:56.145	0.000
11	12	HYETT	37.196	41	BILLINGSLEY	51.958	88	WILLIAMS	27.716	11	28	OWEN	1:56.310	1:56.503	0.193
12	41	BILLINGSLEY	37.263	12	HYETT	52.822	28	OWEN	27.819	12	12	HYETT	1:58.223	1:58.417	0.194
13	21	HYETT	37.975	5	YARWOOD	53.410	91	LAW	28.199	13	5	YARWOOD	1:58.442	2:01.895	3.453
14	42	CHITTENDEN	38.282	34	DONNAN	53.629	12	HYETT	28.205	14	21	HYETT	2:00.267	2:00.919	0.652
15	5	YARWOOD	38.477	21	HYETT	53.708	43	PHILLIPS/BAMSEY	28.472	15	34	DONNAN	2:01.906	2:01.906	0.000
16	11	EUGENIO/EDMOND	38.874	42	CHITTENDEN	54.851	34	DONNAN	28.521	16	42	CHITTENDEN	2:02.694	2:04.133	1.439
17	91	LAW	39.326	43	PHILLIPS/BAMSEY	54.928	21	HYETT	28.584	17	91	LAW	2:03.066	2:04.582	1.516
18	34	DONNAN	39.756	10	COPE	55.336	83	KIRTEN	28.835	18	43	PHILLIPS/BAMSEY	2:03.340	2:05.373	2.033
19	43	PHILLIPS/BAMSEY	39.940	11	EUGENIO/EDMOND	55.463	11	EUGENIO/EDMOND	29.120	19	11	EUGENIO/EDMOND	2:03.457	2:03.457	0.000
20	10	COPE	40.107	91	LAW	55.541	10	COPE	29.290	20	10	COPE	2:04.733	2:04.733	0.000
21	3	FEYERABEND	41.616	83	KIRTEN	57.715	42	CHITTENDEN	29.561	21	83	KIRTEN	2:08.370	2:13.936	5.566
22	83	KIRTEN	41.820	3	FEYERABEND	58.226	3	FEYERABEND	30.837	22	3	FEYERABEND	2:10.679	2:10.679	0.000
23	96	FEYERABEND	41.975	96	FEYERABEND	1:01.481	96	FEYERABEND	32.118	23	96	FEYERABEND	2:15.574	2:15.574	0.000
24	7	HAYES/TURNER	56.508	7	HAYES/TURNER	1:27.905	7	HAYES/TURNER	43.841	24	7	HAYES/TURNER	3:08.254	2:01.254	1:07.000
25										25	90	EGAN		2:03.254	
26										26	13	LUCAS		2:01.663	

Weather / Track : Drizzle / Wet

Results can be found at www.tsl-timing.com

Brands Hatch GP
 Circuit Length = 2.4332 miles
 Start: 17:58 Flag 18:18 End: 18:20

Printed - 18:24 Saturday, 31 August 2019

SRCC Sports 2000 Racing Saloons

QUALIFYING - RACE 14 - STATISTICS

Competitors Started 26
Planned Start 2019-08-31 @ 18:00:00.000
Actual Start 2019-08-31 @ 17:58:08.453
Finish Time 2019-08-31 @ 18:18:11.125
Track Length 2.4332mi.
Total Laps 174
Total Distance Covered 423.3923mi.

Session Fastest Lap History

NO	CL	NAME	LAP TIME	TIME OF DAY	LAP	VEHICLE
77	DA	Charles HALL	1:55.691	18:02:10.988	2	Gunn TS11
76	DA	Michael GIBBINS	1:49.521	18:03:42.339	2	MCR S2
76	DA	Michael GIBBINS	1:46.161	18:19:25.784	8	MCR S2

Flag History

TYPE	TIME OF DAY
GREEN	17:58:08.453
SAFETY	18:03:34.853
GREEN	18:15:33.294
FINISH	18:18:11.125

Flag Statistics

TYPE	COUNT	TOTAL LAPS	TOTAL TIME
Green	2	5	10:49.349
Red	0	0	0.000
Safety Car	1	4	11:58.441
FCY	0	0	0.000

Weather / Track : Drizzle / Wet

These results are provisional until the conclusion of any judicial and technical matters.

Brands Hatch GP

Circuit Length = 2.4332 miles

Start: 17:58 Flag 18:18 End: 18:20

Clerk Of Course :		Timekeeper :
-------------------	--	--------------

SRCC Sports 2000 Racing Saloons
QUALIFYING - RACE 14 - STATISTICS

CLASS : D A

10 Starters

Fastest Lap History

NO	NAME	LAP TIME	TIME OF DAY	LAP	VEHICLE
77	Charles HALL	1:55.691	18:02:10.988	2	Gunn TS11
76	Michael GIBBINS	1:49.521	18:03:42.339	2	MCR S2
76	Michael GIBBINS	1:46.161	18:19:25.784	8	MCR S2

Weather / Track : Drizzle / Wet

These results are provisional until the conclusion of any judicial and technical matters.

Brands Hatch GP

Circuit Length = 2.4332 miles

Start: 17:58 Flag 18:18 End: 18:20

Clerk Of Course :

Timekeeper :

SRCC Sports 2000 Racing Saloons
QUALIFYING - RACE 14 - STATISTICS

CLASS : D B

5 Starters

Fastest Lap History

NO	NAME	LAP TIME	TIME OF DAY	LAP	VEHICLE
5	Chris YARWOOD	2:01.895	18:02:49.267	2	LOLA T88/90
13	Bscher LUCAS	2:01.663	18:02:59.293	1	Carbir CS2
128	Peter BROUWER	2:01.029	18:03:31.943	2	LOLA Fox 88/90
28	John OWEN	1:59.194	18:17:34.082	7	MCR S2
128	Peter BROUWER	1:57.220	18:17:41.665	7	LOLA Fox 88/90
28	John OWEN	1:56.503	18:19:30.585	8	MCR S2
128	Peter BROUWER	1:54.737	18:19:36.401	8	LOLA Fox 88/90

Weather / Track : Drizzle / Wet

These results are provisional until the conclusion of any judicial and technical matters.

Brands Hatch GP

Circuit Length = 2.4332 miles

Start: 17:58 Flag 18:18 End: 18:20

Clerk Of Course :

Timekeeper :

SRCC Sports 2000 Racing Saloons
QUALIFYING - RACE 14 - STATISTICS

CLASS : D DB

3 Starters

Fastest Lap History

NO	NAME	LAP TIME	TIME OF DAY	LAP	VEHICLE
34	Roger DONNAN	2:01.906	18:02:56.945	2	MCR S2
88	Peter WILLIAMS	1:57.538	18:03:01.418	2	MCR S2
88	Peter WILLIAMS	1:56.209	18:19:53.221	9	MCR S2

Weather / Track : Drizzle / Wet

These results are provisional until the conclusion of any judicial and technical matters.

Brands Hatch GP

Circuit Length = 2.4332 miles

Start: 17:58 Flag 18:18 End: 18:20

Clerk Of Course :

Timekeeper :

SRCC Sports 2000 Racing Saloons
QUALIFYING - RACE 14 - STATISTICS

CLASS : P A

2 Starters

Fastest Lap History

NO	NAME	LAP TIME	TIME OF DAY	LAP	VEHICLE
42	Andy CHITTENDEN	2:04.133	18:03:29.660	2	Tiga SC87
90	Patrick EGAN	2:03.254	18:18:20.565	5	LOLA T90/90

Weather / Track : Drizzle / Wet

These results are provisional until the conclusion of any judicial and technical matters.

Brands Hatch GP

Circuit Length = 2.4332 miles

Start: 17:58 Flag 18:18 End: 18:20

Clerk Of Course :

Timekeeper :

SRCC Sports 2000 Racing Saloons
QUALIFYING - RACE 14 - STATISTICS

CLASS : P B

3 Starters

Fastest Lap History

NO	NAME	LAP TIME	TIME OF DAY	LAP	VEHICLE
12	Ross HYETT	2:00.100	18:03:32.086	2	Tiga SC84
12	Ross HYETT	1:58.417	18:19:42.851	8	Tiga SC84

Weather / Track : Drizzle / Wet

These results are provisional until the conclusion of any judicial and technical matters.

Brands Hatch GP

Circuit Length = 2.4332 miles

Start: 17:58 Flag 18:18 End: 18:20

Clerk Of Course :

Timekeeper :

SRCC Sports 2000 Racing Saloons
QUALIFYING - RACE 14 - STATISTICS

CLASS : P H

2 Starters

Fastest Lap History

NO	NAME	LAP TIME	TIME OF DAY	LAP	VEHICLE
11	EUGENIO/EDMONDS	2:03.457	18:03:31.498	2	Royale RP37

Weather / Track : Drizzle / Wet

These results are provisional until the conclusion of any judicial and technical matters.

Brands Hatch GP

Circuit Length = 2.4332 miles

Start: 17:58 Flag 18:18 End: 18:20

Clerk Of Course :

Timekeeper :

SRCC Sports 2000 Racing Saloons
QUALIFYING - RACE 14 - STATISTICS

CLASS : P H DB

1 Starters

Fastest Lap History

NO	NAME	LAP TIME	TIME OF DAY	LAP	VEHICLE
3	Colin FEYERABEND	2:22.627	18:04:18.713	2	LOLA T492
3	Colin FEYERABEND	2:14.356	18:18:07.307	7	LOLA T492
3	Colin FEYERABEND	2:10.679	18:20:17.985	8	LOLA T492

Weather / Track : Drizzle / Wet

These results are provisional until the conclusion of any judicial and technical matters.

Brands Hatch GP

Circuit Length = 2.4332 miles


Start: 17:58 Flag 18:18 End: 18:20

Clerk Of Course :

Timekeeper :

SRCC Sports 2000 Racing Saloons

RACE 14 - GRID (50 minutes)

ROW 13	25	2:13.936	83	Olivier KIRTEN	26	2:15.574	96	Mra FEYERABEND
ROW 12	23	2:05.373	43	PHILLIPS/BAMSEY	24	2:10.679	3	Colin FEYERABEND
ROW 11	21	2:04.582	91	Ashley LAW	22	2:04.733	10	Paul COPE
ROW 10	19	2:03.457	11	EUGENIO/EDMONDS	20	2:04.133	42	Andy CHITTENDEN
ROW 9	17	2:01.906	34	Roger DONNAN	18	2:03.254	90	Patrick EGAN
ROW 8	15	2:01.663	13	Bscher LUCAS	16	2:01.895	5	Chris YARWOOD
ROW 7	13	2:00.919	21	Nick HYETT	14	2:01.254	7	HAYES/TURNER
ROW 6	11	1:56.503	28	John OWEN	12	1:58.417	12	Ross HYETT
ROW 5	9	1:56.145	41	Giles BILLINGSLEY	10	1:56.209	88	Peter WILLIAMS
ROW 4	7	1:53.876	24	Keith MZEN	8	1:54.737	128	Peter BROUWER
ROW 3	5	1:53.423	77	Charles HALL	6	1:53.828	8	David HOUGHTON
ROW 2	3	1:51.718	40	Timothy TUDOR	4	1:52.435	71	Paul TRAYHURN
ROW 1	1	1:46.161	76	Mchael GIBBINS	2	1:50.513	1	Tom STOTEN
Pole								
								

Brands Hatch GP
Circuit Length = 2.4332 miles

These results are provisional until the conclusion of any judicial and technical matters.

Clerk Of Course :	Steward :	Timekeeper :
<input type="text"/>	<input type="text"/>	<input type="text"/>

SRCC Sports 2000 Racing Saloons

RACE 14 - CLASSIFICATION

POS	NO	CL	PIC NAME	ENTRY	LAPS	TIME	GAP	DIFF	MPH	BEST	ON
1	76	DA	1 Mchael GIBBINS	MCR S2	29	50:54.110			83.17	1:29.648	12
2	77	DA	2 Charles HALL	Gunn TS11	29	51:01.350	7.240	7.240	82.98	1:30.284	14
3	1	DA	3 Tom STOTEN	Gunn TS11	29	51:18.386	24.276	17.036	82.52	1:30.727	28
4	40	DA	4 Timothy TUDOR	MCR S2	29	51:52.126	58.016	33.740	81.62	1:32.316	15
5	128	DB	1 Peter BROUWER	LOLA Fox 88/90	29	51:53.677	59.567	1.551	81.58	1:32.634	27
6	71	DA	5 Paul TRAYHURN	Gunn TS11	29	51:55.093	1:00.983	1.416	81.54	1:31.340	28
7	41	DA	6 Giles BILLINGSLEY	MCR S2	29	52:09.782	1:15.672	14.689	81.16	1:32.693	24
8	24	DA	7 Keith MZEN	MCR S2	29	52:11.550	1:17.440	1.768	81.12	1:33.318	26
9	5	DB	2 Chris YARWOOD	LOLA T88/90	29	52:19.965	1:25.855	8.415	80.90	1:32.489	20
10	8	DA	8 David HOUGHTON	MCR S2	28	51:04.663	1 Lap	1 Lap	80.03	1:32.083	25
11	7	DDB	1 HAYES/TURNER	MCR S2	28	51:31.788	1 Lap	27.125	79.33	1:35.086	19
12	88	DDB	2 Peter WILLIAMS	MCR S2	28	51:53.516	1 Lap	21.728	78.77	1:34.130	28
13	13	DB	3 Bscher LUCAS	Carbir CS2	28	52:00.941	1 Lap	7.425	78.59	1:36.291	23
14	91	DA	9 Ashley LAW	MCR S2	28	52:16.303	1 Lap	15.362	78.20	1:37.759	22
15	10	DB	4 Paul COPE	LOLA T87/90	28	52:17.504	1 Lap	1.201	78.17	1:37.772	23
16	12	PB	1 Ross HYETT	Tiga SC84	27	51:08.793	2 Laps	1 Lap	77.07	1:39.273	23
17	42	PA	1 Andy CHITTENDEN	Tiga SC87	27	51:51.751	2 Laps	42.958	76.00	1:41.718	24
18	90	PA	2 Patrick EGAN	LOLA T90/90	27	51:52.142	2 Laps	0.391	75.99	1:39.467	27
19	11	PH	1 EUGENIO/EDMONDS	Royale RP37	27	52:31.495	2 Laps	39.353	75.04	1:40.677	27
20	96	PH	2 Mra FEYERABEND	Tiga SC79	26	51:33.834	3 Laps	1 Lap	73.61	1:47.399	22
21	34	DDB	3 Roger DONNAN	MCR S2	23	52:13.162	6 Laps	3 Laps	64.30	1:35.719	19

NOT CLASSIFIED

DNF	83	PB	Olivier KIRTEN	Apache 86S	14	27:08.756	15 Laps	9 Laps	75.29	1:40.192	14
DNF	43	DA	PHILLIPS/BAMSEY	MCR S2	11	21:53.394	18 Laps	3 Laps	73.36	1:40.309	11
DNF	21	PB	Nick HYETT	Tiga SC83	11	21:58.945	18 Laps	5.551	73.05	1:43.814	3
DNF	3	PHDB	Colin FEYERABEND	LOLA T492	11	22:00.405	18 Laps	1.460	72.97	1:42.627	3
DNF	28	DB	John OWEN	MCR S2	3	4:55.470	26 Laps	8 Laps	88.94	1:35.510	3

FASTEST LAP

76	DA	Mchael GIBBINS	MCR S2	12	1:29.648	97.71 mph	157.25 kph
5	DB	Chris YARWOOD	LOLA T88/90	20	1:32.489	94.71 mph	152.42 kph
88	DDB	Peter WILLIAMS	MCR S2	28	1:34.130	93.06 mph	149.76 kph
12	PB	Ross HYETT	Tiga SC84	23	1:39.273	88.23 mph	142.00 kph
90	PA	Patrick EGAN	LOLA T90/90	27	1:39.467	88.06 mph	141.73 kph
11	PH	EUGENIO/EDMONDS	Royale RP37	27	1:40.677	87.00 mph	140.02 kph
3	PHDB	Colin FEYERABEND	LOLA T492	3	1:42.627	85.35 mph	137.36 kph

Weather / Track : Cloudy / Dry

These results are provisional until the conclusion of any judicial and technical matters.

Brands Hatch GP

Circuit Length = 2.4332 miles

Start: 14:53 Flag 15:44 End: 15:46

Clerk Of Course :	Steward :	Timekeeper :
-------------------	-----------	--------------

SRCC Sports 2000 Racing Saloons

RACE 14 - LAP CHART

LAP 1 @ 14:55:28.530			LAP 2 @ 14:56:58.695			LAP 3 @ 14:58:28.709			LAP 4 @ 14:59:58.692			LAP 5 @ 15:02:01.881		
NO	BEHIND	LAP TIME	NO	BEHIND	LAP TIME	NO	BEHIND	LAP TIME	NO	BEHIND	LAP TIME	NO	BEHIND	LAP TIME
76		1:32.836	76		1:30.165	76		1:30.014	76		1:29.983	76		2:03.189
77	2.268	1:35.104	77	3.636	1:31.533	77	4.345	1:30.723	77	5.814	1:31.452	77	0.649	1:58.024
1	3.374	1:36.210	1	5.303	1:32.094	1	6.785	1:31.496	1	8.472	1:31.670	1	1.359	1:56.076
40	4.570	1:37.406	40	8.081	1:33.676	40	11.422	1:33.355	40	15.521	1:34.082	40	24.916	2:12.584
8	5.616	1:38.452	8	9.464	1:34.013	8	12.590	1:33.140	8	16.429	1:33.822	8	25.428	2:12.188
128	7.500	1:40.336	128	12.137	1:34.802	128	15.697	1:33.574	128	19.081	1:33.367	128	26.349	2:10.457
41	7.976	1:40.812	41	13.122	1:35.311	5	16.216	1:32.541	5	19.571	1:33.338	5	26.902	2:10.520
24	8.881	1:41.717	5	13.689	1:34.960	41	17.766	1:34.658	71	22.611	1:34.665	71	27.598	2:08.176
5	8.894	1:41.730	71	13.839	1:34.992	71	17.929	1:34.104	41	23.341	1:35.558	41	28.139	2:07.987
71	9.012	1:41.848	24	15.501	1:36.785	24	20.263	1:34.776	24	25.200	1:34.920	24	29.278	2:07.267
28	9.622	1:42.458	28	16.959	1:37.502	28	22.455	1:35.510	88	29.745	1:36.907	88	29.980	2:03.424
88	10.213	1:43.049	88	17.339	1:37.291	88	22.821	1:35.496	7	41.612	1:41.176	7	30.992	1:52.569
7	13.181	1:46.017	7	21.966	1:38.950	7	30.419	1:38.467	13	49.970	1:43.782	13	34.782	1:48.001
13	14.951	1:47.787	13	26.773	1:41.987	13	36.171	1:39.412	10	53.621	1:45.447	10	36.264	1:45.832
91	16.374	1:49.210	91	27.463	1:41.254	10	38.157	1:39.966	91	54.176	1:45.401	91	36.512	1:45.525
10	17.101	1:49.937	10	28.205	1:41.269	91	38.758	1:41.309	43	55.125	1:45.899	43	37.225	1:45.289
43	18.297	1:51.133	43	28.805	1:40.673	43	39.209	1:40.418	12	58.263	1:47.540	12	48.510	1:53.436
12	18.761	1:51.597	12	29.967	1:41.371	12	40.706	1:40.753	21	1:08.793	1:49.116	21	1:06.348	2:00.744
90	19.896	1:52.732	90	34.030	1:44.299	90	48.876	1:44.860	90	1:14.413	1:55.520	90	1:08.430	1:57.206
21	21.298	1:54.134	21	35.860	1:44.727	21	49.660	1:43.814	3	1:15.002	1:54.947	3	1:08.894	1:57.081
42	21.985	1:54.821	42	37.199	1:45.379	3	50.038	1:42.627	83	1:15.658	1:54.462	83	1:09.840	1:57.371
3	23.161	1:55.997	3	37.425	1:44.429	83	51.179	1:43.145	42	1:16.466	1:54.103	42	1:10.345	1:57.068
83	23.976	1:56.812	83	38.048	1:44.237	42	52.346	1:45.161	11	1:32.485	1:55.113	11	1:22.649	1:53.353
11	26.828	1:59.664	11	47.144	1:50.481	11	1:07.355	1:50.225	96	1:33.226	1:54.762	96	1:25.489	1:55.452
96	27.950	2:00.786	96	48.616	1:50.831	96	1:08.447	1:49.845						

Weather / Track : Cloudy / Dry

SRCC Sports 2000 Racing Saloons

RACE 14 - LAP CHART

LAP 6 @ 15:03:54.556			LAP 7 @ 15:06:05.202			LAP 8 @ 15:09:13.694			LAP 9 @ 15:11:40.883			LAP 10 @ 15:13:56.527		
NO	BEHIND	LAP TIME	NO	BEHIND	LAP TIME	NO	BEHIND	LAP TIME	NO	BEHIND	LAP TIME	NO	BEHIND	LAP TIME
76		1:52.675	76		2:10.646	76		3:08.492	76		2:27.189	76		2:15.644
77	0.324	1:52.350	77	0.388	2:10.710	77	0.548	3:08.652	77	0.295	2:26.936	77	0.207	2:15.556
1	1.252	1:52.568	1	1.600	2:10.994	1	1.288	3:08.180	1	0.875	2:26.776	1	0.884	2:15.653
40	18.750	1:46.509	40	2.854	1:54.750	40	2.400	3:08.088	40	1.893	2:26.682	40	1.769	2:15.520
8	19.487	1:46.734	8	3.756	1:54.915	8	3.093	3:07.829	8	2.916	2:27.012	8	2.060	2:14.788
128	19.791	1:46.117	128	4.678	1:55.533	128	3.812	3:07.626	128	3.476	2:26.853	128	2.904	2:15.072
5	20.218	1:45.991	5	5.188	1:55.616	5	4.572	3:07.876	5	3.980	2:26.597	5	3.383	2:15.047
71	21.065	1:46.142	71	6.494	1:56.075	71	5.455	3:07.453	71	4.401	2:26.135	41	5.633	2:16.025
41	21.981	1:46.517	41	7.420	1:56.085	41	6.116	3:07.188	41	5.252	2:26.325	24	6.531	2:16.119
24	24.835	1:48.232	24	8.352	1:54.163	24	7.080	3:07.220	24	6.056	2:26.165	88	6.716	2:15.244
88	25.327	1:48.022	88	9.387	1:54.706	88	8.299	3:07.404	88	7.116	2:26.006	7	7.042	2:14.440
7	33.611	1:55.294	7	10.943	1:47.978	7	9.725	3:07.274	7	8.246	2:25.710	13	9.992	2:16.429
13	34.971	1:52.864	13	11.704	1:47.379	13	10.810	3:07.598	13	9.207	2:25.586	91	11.061	2:16.651
10	36.293	1:52.704	10	12.378	1:46.731	10	11.333	3:07.447	10	9.607	2:25.463	10	11.358	2:17.395
91	37.290	1:53.453	91	12.435	1:45.791	91	11.711	3:07.768	91	10.054	2:25.532	43	12.252	2:16.927
43	38.195	1:53.645	43	13.191	1:45.642	43	12.686	3:07.987	43	10.969	2:25.472	12	12.748	2:16.748
12	47.767	1:51.932	12	35.999	1:58.878	12	13.455	2:45.948	12	11.644	2:25.378	21	13.333	2:16.194
21	1:08.310	1:54.637	21	45.388	1:47.724	21	14.185	2:37.289	21	12.783	2:25.787	90	14.739	2:16.681
90	1:12.591	1:56.836	90	56.853	1:54.908	90	15.375	2:27.014	90	13.702	2:25.516	3	15.376	2:16.801
3	1:13.559	1:57.340	3	57.191	1:54.278	3	16.196	2:27.497	3	14.219	2:25.212	83	15.742	2:16.640
83	1:14.359	1:57.194	83	58.346	1:54.633	83	16.814	2:26.960	83	14.746	2:25.121	42	16.570	2:16.831
42	1:15.611	1:57.941	42	59.050	1:54.085	42	17.827	2:27.269	42	15.383	2:24.745	11	16.884	2:16.057
34	5 Laps	11:18.985 P	34	5 Laps	1:54.253	34	5 Laps	2:23.397	34	5 Laps	2:24.102	96	17.741	2:16.530
11	1:41.271	2:11.297	11	1:25.299	1:54.674	11	19.073	2:02.266	11	16.471	2:24.587	34	5 Laps	2:18.123
96	1:43.002	2:10.188	96	1:26.120	1:53.764	96	19.451	2:01.823	96	16.855	2:24.593			
			SC	6 Laps	3:08.280	SC	6 Laps	2:27.413						

Weather / Track : Cloudy / Dry

SRCC Sports 2000 Racing Saloons

RACE 14 - LAP CHART

LAP 11 @ 15:15:26.556			LAP 12 @ 15:16:56.204			LAP 13 @ 15:18:26.307			LAP 14 @ 15:19:56.094			LAP 15 @ 15:21:26.451		
NO	BEHIND	LAP TIME	NO	BEHIND	LAP TIME	NO	BEHIND	LAP TIME	NO	BEHIND	LAP TIME	NO	BEHIND	LAP TIME
76		1:30.029	76		1:29.648	76		1:30.103	76		1:29.787	76		1:30.357
77	1.133	1:30.955	77	2.055	1:30.570	77	2.654	1:30.702	77	3.151	1:30.284	96	1 Lap	1:48.938
1	2.188	1:31.333	1	3.393	1:30.853	1	4.387	1:31.097	1	5.717	1:31.117	77	3.395	1:30.601
40	4.883	1:33.143	40	8.576	1:33.341	40	12.275	1:33.802	40	18.118	1:35.630	1	6.353	1:30.993
8	6.185	1:34.154	8	9.317	1:32.780	8	12.414	1:33.200	8	18.519	1:35.892	11	2 Laps	3:52.091 P
128	6.602	1:33.727	128	10.430	1:33.476	128	13.772	1:33.445	128	19.029	1:35.044	40	20.077	1:32.316
5	6.781	1:33.427	41	14.816	1:34.291	41	19.177	1:34.464	24	25.086	1:34.053	8	20.926	1:32.764
41	10.173	1:34.569	24	16.546	1:34.522	24	20.820	1:34.377	13	47.140	1:38.567	128	21.630	1:32.958
24	11.672	1:35.170	88	17.200	1:34.725	13	38.360	1:39.146	91	49.025	1:38.673	24	28.768	1:34.039
88	12.123	1:35.436	13	29.317	1:39.321	91	40.139	1:38.497	10	51.503	1:39.347	13	55.293	1:38.510
7	13.536	1:36.523	91	31.745	1:40.058	10	41.943	1:38.847	71	1 Lap	1:33.391	71	1 Lap	1:33.779
13	19.644	1:39.681	10	33.199	1:40.705	12	43.355	1:39.605	12	53.658	1:40.090	41	1 Lap	3:39.257 P
91	21.335	1:40.303	12	33.853	1:40.158	5	1 Lap	3:40.718 P	5	1 Lap	1:37.830	91	58.584	1:39.916
10	22.142	1:40.813	34	5 Laps	1:39.402	71	1 Lap	1:33.770	83	1:08.356	1:40.192	10	1:01.440	1:40.294
43	22.532	1:40.309	71	1 Lap	1:37.456	83	57.951	1:41.940	42	1:11.203	1:41.851	5	1 Lap	1:36.327
12	23.343	1:40.624	42	45.846	1:44.996	42	59.139	1:43.396	90	1:11.920	1:41.908	7	1 Lap	1:42.415
21	28.083	1:44.779	83	46.114	1:45.470	7	1 Lap	3:45.880 P	7	1 Lap	1:43.888	90	1:33.940	1:52.377
90	28.905	1:44.195	90	46.741	1:47.484	90	59.799	1:43.161	88	1 Lap	4:08.238 P	88	1 Lap	1:44.849
3	29.543	1:44.196	96	54.722	1:47.719	96	1:13.113	1:48.494	34	6 Laps	3:46.488 P	34	6 Laps	1:49.572
34	5 Laps	1:42.150	11	56.449	1:48.528									
83	30.292	1:44.579												
42	30.498	1:43.957												
96	36.651	1:48.939												
71	1 Lap	4:18.797 P												
11	37.569	1:50.714												

Weather / Track : Cloudy / Dry

SRCC Sports 2000 Racing Saloons

RACE 14 - LAP CHART

LAP 16 @ 15:23:28.343			LAP 17 @ 15:25:47.064			LAP 18 @ 15:27:30.081			LAP 19 @ 15:29:09.027			LAP 20 @ 15:31:13.025		
NO	BEHIND	LAP TIME	NO	BEHIND	LAP TIME	NO	BEHIND	LAP TIME	NO	BEHIND	LAP TIME	NO	BEHIND	LAP TIME
8		1:40.966	8		2:18.721	13		1:39.906	10		1:37.877	76		1:30.248
11	2 Laps	1:50.763	11	2 Laps	2:12.069	11	2 Laps	1:43.052	11	2 Laps	1:43.260	13	1 Lap	3:44.049 P
13	34.963	1:41.562	71	1 Lap	1:46.528	10	1.069	1:38.517	96	2 Laps	1:48.384	77	2.488	1:30.890
71	1 Lap	1:41.076	13	3.111	1:46.869	7	1 Lap	1:35.880	8	1 Lap	3:38.312 P	91	1 Lap	1:39.261
41	1 Lap	1:42.504	41	1 Lap	1:43.679	91	1 Lap	1:45.066	7	1 Lap	1:35.528	12	1 Lap	1:39.866
10	41.397	1:41.849	10	5.569	1:42.893	12	1 Lap	1:39.743	76	33.750	1:30.978	1	13.121	1:31.439
5	1 Lap	1:41.760	5	1 Lap	1:43.009	76	41.718	1:29.961	91	1 Lap	1:40.834	88	1 Lap	1:35.062
7	1 Lap	1:42.225	7	1 Lap	1:40.300	77	43.540	1:30.887	77	35.596	1:31.002	34	6 Laps	1:35.996
12	1 Lap	3:46.260 P	91	1 Lap	3:52.439 P	88	1 Lap	1:35.767	12	1 Lap	1:39.984	40	31.073	1:33.135
42	1 Lap	3:48.042 P	12	1 Lap	1:48.920	1	52.520	1:33.250	1	45.680	1:32.106	128	36.244	1:34.726
90	1:28.153	1:56.105	76	54.774	1:41.401	34	6 Laps	1:37.854	88	1 Lap	1:35.293	90	40.037	1:40.876
88	1 Lap	1:50.490	77	55.670	1:36.926	90	59.768	1:43.322	34	6 Laps	1:36.366	42	1 Lap	1:44.089
34	6 Laps	1:45.706	90	59.463	1:50.031	42	1 Lap	1:43.561	40	1:01.936	1:34.160	24	46.671	1:34.291
76	1:32.094	3:33.986 P	88	1 Lap	1:49.730	40	1:06.722	1:32.675	90	1:03.159	1:42.337	71	48.087	1:32.257
77	1:37.465	3:35.962 P	34	6 Laps	1:49.683	128	1:09.894	1:32.755	128	1:05.516	1:34.568	41	52.742	1:33.608
1	1:44.265	3:39.804 P	42	1 Lap	1:52.587	24	1:20.933	1:34.561	42	1 Lap	1:44.054	5	53.611	1:32.489
40	1:58.211	3:40.026 P	1	1:02.287	1:36.743	71	1:26.899	1:33.173	24	1:16.378	1:34.391	8	1:23.958	1:34.232
128	2:01.915	3:42.177 P	40	1:17.064	1:37.574	41	1:28.413	1:33.275	71	1:19.828	1:31.875	11	1 Lap	1:41.525
96	1 Lap	4:03.145 P	128	1:20.156	1:36.962	5	1:30.825	1:33.583	41	1:23.132	1:33.665	7	1:24.579	1:36.310
24	2:09.693	3:42.817 P	24	1:29.389	1:38.417				5	1:25.120	1:33.241			
			71	1:36.743	1:33.726				11	1 Lap	1:42.159			
			41	1:38.155	1:34.295				7	1:52.267	1:35.086			
			96	1 Lap	1:55.647				8	1:53.724	1:37.375			
			5	1:40.259	1:34.342				96	1 Lap	1:48.206			

Weather / Track : Cloudy / Dry

Brands Hatch GP

Circuit Length = 2.4332 miles

Start: 14:53 Flag 15:44 End: 15:46

SRCC Sports 2000 Racing Saloons

RACE 14 - LAP CHART

LAP 21 @ 15:32:43.184			LAP 22 @ 15:34:13.317			LAP 23 @ 15:35:44.179			LAP 24 @ 15:37:15.039			LAP 25 @ 15:38:45.295		
NO	BEHIND	LAP TIME	NO	BEHIND	LAP TIME	NO	BEHIND	LAP TIME	NO	BEHIND	LAP TIME	NO	BEHIND	LAP TIME
76		1:30.159	76		1:30.133	76		1:30.862	76		1:30.860	76		1:30.256
77	4.141	1:31.812	77	5.309	1:31.301	7	1 Lap	1:35.765	8	1 Lap	1:33.145	8	1 Lap	1:33.339
96	2 Laps	1:47.422	11	2 Laps	1:41.344	77	5.260	1:30.813	77	6.332	1:31.932	77	7.113	1:31.037
10	1 Lap	3:43.576 P	1	19.213	1:33.239	1	19.947	1:31.596	7	1 Lap	1:36.898	42	2 Laps	1:42.591
13	1 Lap	1:41.903	13	1 Lap	1:38.368	13	1 Lap	1:36.858	90	2 Laps	1:50.441	7	1 Lap	1:35.582
1	16.107	1:33.145	10	1 Lap	1:46.079	10	1 Lap	1:38.332	1	20.485	1:31.398	1	22.723	1:32.494
91	1 Lap	1:39.096	91	1 Lap	1:39.252	11	2 Laps	1:59.053 P	13	1 Lap	1:36.291	90	2 Laps	1:41.804
12	1 Lap	1:39.857	96	2 Laps	1:50.173	91	1 Lap	1:37.759	10	1 Lap	1:37.772	13	1 Lap	1:37.043
88	1 Lap	1:35.636	12	1 Lap	1:39.329	88	1 Lap	1:35.620	88	1 Lap	1:35.478	88	1 Lap	1:35.228
34	6 Laps	1:36.222	88	1 Lap	1:35.361	40	39.856	1:33.590	40	42.948	1:33.952	40	46.668	1:33.976
40	34.000	1:33.086	34	6 Laps	1:35.973	12	1 Lap	1:40.620	91	1 Lap	1:39.355	10	1 Lap	1:41.122
128	39.188	1:33.103	40	37.128	1:33.261	34	6 Laps	1:38.014	11	2 Laps	1:43.531	91	1 Lap	1:38.126
24	52.121	1:35.609	128	42.839	1:33.784	128	45.512	1:33.535	12	1 Lap	1:39.273	128	51.525	1:33.109
71	52.288	1:34.360	71	54.738	1:32.583	96	2 Laps	1:49.018	128	48.672	1:34.020	34	6 Laps	1:35.719
41	56.555	1:33.972	24	57.100	1:35.112	71	55.971	1:32.095	34	6 Laps	1:35.886	11	2 Laps	1:41.263
5	56.942	1:33.490	41	59.567	1:33.145	24	59.952	1:33.714	71	57.272	1:32.161	71	58.480	1:31.464
42	1 Lap	1:43.775	5	1:00.235	1:33.426	41	1:02.146	1:33.441	24	1:02.515	1:33.423	12	1 Lap	1:41.879
8	1:27.086	1:33.287	42	1 Lap	1:44.152	5	1:02.668	1:33.295	96	2 Laps	1:47.399	24	1:05.641	1:33.382
7	1:29.823	1:35.403	90	1 Lap	3:43.952 P	42	1 Lap	1:43.122	41	1:03.979	1:32.693	41	1:06.604	1:32.881
			8	1:29.788	1:32.835				5	1:04.317	1:32.509	5	1:07.222	1:33.161
												96	2 Laps	1:47.610

Weather / Track : Cloudy / Dry

SRCC Sports 2000 Racing Saloons

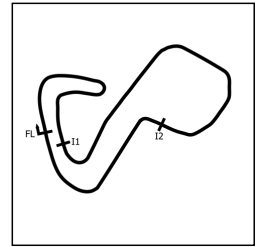
RACE 14 - LAP CHART

LAP 26 @ 15:40:15.341			LAP 27 @ 15:41:47.182			LAP 28 @ 15:43:18.861			LAP 29 @ 15:44:49.804		
NO	BEHIND	LAP TIME	NO	BEHIND	LAP TIME	NO	BEHIND	LAP TIME	NO	BEHIND	LAP TIME
76		1:30.046	76		1:31.841	76		1:31.679	76		1:30.943
8	1 Lap	1:32.083	96	3 Laps	1:47.599	12	2 Laps	1:48.574	77	7.240	1:30.598
77	7.606	1:30.539	77	6.992	1:31.227	77	7.585	1:32.272	8	1 Lap	1:32.997
42	2 Laps	1:41.718	8	1 Lap	1:33.077	8	1 Lap	1:32.611	12	2 Laps	1:44.971
7	1 Lap	1:35.640	1	24.151	1:31.961	96	3 Laps	1:48.356	1	24.276	1:32.020
1	24.031	1:31.354	7	1 Lap	1:37.556	1	23.199	1:30.727	7	1 Lap	1:36.873
90	2 Laps	1:39.809	42	2 Laps	1:43.688	7	1 Lap	1:36.161	96	3 Laps	1:48.211
13	1 Lap	1:37.573	90	2 Laps	1:39.694	42	2 Laps	1:44.223	42	2 Laps	1:44.546
88	1 Lap	1:34.323	40	51.729	1:33.891	90	2 Laps	1:39.606	40	58.016	1:34.781
40	49.679	1:33.057	13	1 Lap	1:37.653	40	54.178	1:34.128	90	2 Laps	1:39.467
128	54.973	1:33.494	88	1 Lap	1:35.775	88	1 Lap	1:34.826	88	1 Lap	1:34.130
91	1 Lap	1:38.689	128	55.766	1:32.634	128	57.408	1:33.321	128	59.567	1:33.102
71	1:00.056	1:31.622	71	1:00.637	1:32.422	13	1 Lap	1:39.280	71	1:00.983	1:31.628
10	1 Lap	1:39.824	91	1 Lap	1:38.702	71	1:00.298	1:31.340	13	1 Lap	1:37.535
34	6 Laps	1:36.842	34	6 Laps	1:37.727	34	6 Laps	1:37.235	41	1:15.672	1:32.997
11	2 Laps	1:41.352	10	1 Lap	1:40.229	91	1 Lap	1:38.623	24	1:17.440	1:34.867
24	1:08.913	1:33.318	24	1:10.552	1:33.480	24	1:13.516	1:34.643	34	6 Laps	1:37.467
41	1:09.889	1:33.331	41	1:10.917	1:32.869	41	1:13.618	1:34.380	91	1 Lap	1:39.760
5	1:10.261	1:33.085	5	1:12.561	1:34.141	10	1 Lap	1:39.096	10	1 Lap	1:38.141
12	1 Lap	1:45.459	11	2 Laps	1:41.416	5	1:18.733	1:37.851	5	1:25.855	1:38.065
						11	2 Laps	1:40.981	11	2 Laps	1:40.677

Weather / Track : Cloudy / Dry

SRCC Sports 2000 Racing Saloons

RACE 14 - SECTOR ANALYSIS



SECTOR 1 = FL to I1, SECTOR 2 = I1 to I2, SECTOR 3 = I2 to FL, DIFF = Difference To Personal Best Lap, P = Crossed Finish Line in Pit Lane, D = Time Disallowed

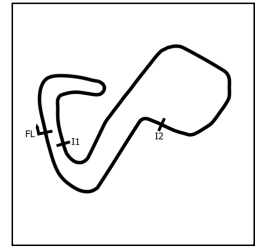
P1		76 D A		Michael GIBBINS		MCR S2	
IDEAL LAP TIME : 1:29.504		BEST LAP TIME : 1:29.648		DIFFERENCE : 0.144			
LAP	SECTOR 1	SECTOR 2	SECTOR 3	LAP TIME	MPH	DIFF	TIME OF DAY
1 -		40.359	21.881	1:32.836	94.35	3.188	14:55:28.530
2 -	28.473	39.907	21.785	1:30.165	97.15	0.517	14:56:58.695
3 -	28.439	39.829	21.746	1:30.014	97.31	0.366	14:58:28.709
4 -	28.433	39.871	21.679	1:29.983	97.34	0.335	14:59:58.692
5 -	36.534	54.792	31.863	2:03.189	71.10	33.541	15:02:01.881
6 -	40.664	47.703	24.308	1:52.675	77.74	23.027	15:03:54.556
7 -	31.461	46.168	53.017	2:10.646	67.05	40.998	15:06:05.202
8 -	59.863	1:31.123	37.506	3:08.492	46.47	1:38.844	15:09:13.694
9 -	45.598	1:07.220	34.371	2:27.189	59.51	57.541	15:11:40.883
10 -	44.305	1:00.578	30.761	2:15.644	64.57	45.996	15:13:56.527
11 -	28.803	39.712	21.514	1:30.029	97.30	0.381	15:15:26.556
12 -	28.405	39.712	21.531	1:29.648 (1)	97.71		15:16:56.204
13 -	28.469	39.801	21.833	1:30.103	97.22	0.455	15:18:26.307
14 -	28.426	39.754	21.607	1:29.787 (2)	97.56	0.139	15:19:56.094
15 -	28.611	39.788	21.958	1:30.357	96.94	0.709	15:21:26.451
16 -	30.048	40.507	IN PIT	3:33.986 P	40.93	2:04.338	15:25:00.437
17 -	OUTLAP	44.620	21.851	1:41.401	86.38	11.753	15:26:41.838
18 -	28.632	39.585	21.744	1:29.961 (3)	97.37	0.313	15:28:11.799
19 -	28.461	40.064	22.453	1:30.978	96.28	1.330	15:29:42.777
20 -	28.848	39.736	21.664	1:30.248	97.06	0.600	15:31:13.025
21 -	28.657	39.819	21.683	1:30.159	97.15	0.511	15:32:43.184
22 -	28.564	39.823	21.746	1:30.133	97.18	0.485	15:34:13.317
23 -	29.141	40.007	21.714	1:30.862	96.40	1.214	15:35:44.179
24 -	28.929	40.106	21.825	1:30.860	96.41	1.212	15:37:15.039
25 -	28.826	39.754	21.676	1:30.256	97.05	0.608	15:38:45.295
26 -	28.740	39.594	21.712	1:30.046	97.28	0.398	15:40:15.341
27 -	28.832	40.277	22.732	1:31.841	95.38	2.193	15:41:47.182
28 -	28.791	40.270	22.618	1:31.679	95.54	2.031	15:43:18.861
29 -	28.962	39.921	22.060	1:30.943	96.32	1.295	15:44:49.804

Weather / Track : Cloudy / Dry

Brands Hatch GP
 Circuit Length = 2.4332 miles
 Start: 14:53 Flag 15:44 End: 15:46

SRCC Sports 2000 Racing Saloons

RACE 14 - SECTOR ANALYSIS



SECTOR 1 = FL to I1, SECTOR 2 = I1 to I2, SECTOR 3 = I2 to FL, DIFF = Difference To Personal Best Lap, P = Crossed Finish Line in Pit Lane, D = Time Disallowed

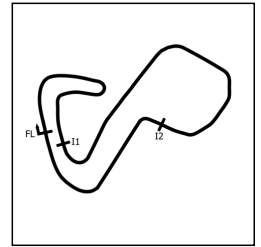
P2 77 D A Charles HALL		Gunn TS11					
IDEAL LAP TIME : 1:30.029		BEST LAP TIME : 1:30.284		DIFFERENCE : 0.255			
LAP	SECTOR 1	SECTOR 2	SECTOR 3	LAP TIME	MPH	DIFF	TIME OF DAY
1 -		41.252	22.092	1:35.104	92.10	4.820	14:55:30.798
2 -	28.796	40.533	22.204	1:31.533	95.70	1.249	14:57:02.331
3 -	28.571	40.190	21.962	1:30.723	96.55	0.439	14:58:33.054
4 -	28.862	40.534	22.056	1:31.452	95.78	1.168	15:00:04.506
5 -	31.539	54.485	32.000	1:58.024	74.22	27.740	15:02:02.530
6 -	40.704	47.728	23.918	1:52.350	77.96	22.066	15:03:54.880
7 -	31.930	46.027	52.753	2:10.710	67.01	40.426	15:06:05.590
8 -	59.919	1:31.835	36.898	3:08.652	46.43	1:38.368	15:09:14.242
9 -	45.730	1:07.316	33.890	2:26.936	59.61	56.652	15:11:41.178
10 -	44.373	1:00.476	30.707	2:15.556	64.62	45.272	15:13:56.734
11 -	28.993	40.082	21.880	1:30.955	96.30	0.671	15:15:27.689
12 -	28.711	39.989	21.870	1:30.570 (3)	96.71	0.286	15:16:58.259
13 -	28.496	40.508	21.698	1:30.702	96.57	0.418	15:18:28.961
14 -	28.375	40.182	21.727	1:30.284 (1)	97.02		15:19:59.245
15 -	28.704	40.111	21.786	1:30.601	96.68	0.317	15:21:29.846
16 -	29.362	42.230	IN PIT	3:35.962 P	40.56	2:05.678	15:25:05.808
17 -	OUTLAP	42.191	22.209	1:36.926	90.37	6.642	15:26:42.734
18 -	28.664	40.363	21.860	1:30.887	96.38	0.603	15:28:13.621
19 -	28.692	40.517	21.793	1:31.002	96.25	0.718	15:29:44.623
20 -	28.740	40.356	21.794	1:30.890	96.37	0.606	15:31:15.513
21 -	28.616	41.078	22.118	1:31.812	95.41	1.528	15:32:47.325
22 -	28.857	40.603	21.841	1:31.301	95.94	1.017	15:34:18.626
23 -	28.717	40.431	21.665	1:30.813	96.46	0.529	15:35:49.439
24 -	29.016	41.200	21.716	1:31.932	95.28	1.648	15:37:21.371
25 -	28.862	40.071	22.104	1:31.037	96.22	0.753	15:38:52.408
26 -	28.615	40.256	21.668	1:30.539 (2)	96.75	0.255	15:40:22.947
27 -	28.623	40.637	21.967	1:31.227	96.02	0.943	15:41:54.174
28 -	29.558	40.823	21.891	1:32.272	94.93	1.988	15:43:26.446
29 -	28.759	40.052	21.787	1:30.598	96.68	0.314	15:44:57.044

Weather / Track : Cloudy / Dry

Brands Hatch GP
 Circuit Length = 2.4332 miles
 Start: 14:53 Flag 15:44 End: 15:46

SRCC Sports 2000 Racing Saloons

RACE 14 - SECTOR ANALYSIS

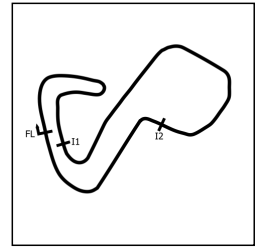


SECTOR 1 = FL to I1, SECTOR 2 = I1 to I2, SECTOR 3 = I2 to FL, DIFF = Difference To Personal Best Lap, P = Crossed Finish Line in Pit Lane, D = Time Disallowed

P3		1 D A		Tom STOTEN		Gunn TS11	
IDEAL LAP TIME : 1:30.352		BEST LAP TIME : 1:30.727		DIFFERENCE : 0.375			
LAP	SECTOR 1	SECTOR 2	SECTOR 3	LAP TIME	MPH	DIFF	TIME OF DAY
1 -		41.951	22.535	1:36.210	91.04	5.483	14:55:31.904
2 -	29.223	40.688	22.183	1:32.094	95.11	1.367	14:57:03.998
3 -	28.932	40.491	22.073	1:31.496	95.74	0.769	14:58:35.494
4 -	28.893	40.633	22.144	1:31.670	95.55	0.943	15:00:07.164
5 -	31.508	52.718	31.850	1:56.076	75.46	25.349	15:02:03.240
6 -	40.655	48.295	23.618	1:52.568	77.81	21.841	15:03:55.808
7 -	31.719	46.220	53.055	2:10.994	66.87	40.267	15:06:06.802
8 -	59.738	1:31.844	36.598	3:08.180	46.55	1:37.453	15:09:14.982
9 -	45.640	1:07.404	33.732	2:26.776	59.68	56.049	15:11:41.758
10 -	44.570	1:00.306	30.777	2:15.653	64.57	44.926	15:13:57.411
11 -	29.035	40.398	21.900	1:31.333	95.91	0.606	15:15:28.744
12 -	28.758	40.293	21.802	1:30.853 (2)	96.41	0.126	15:16:59.597
13 -	28.690	40.384	22.023	1:31.097	96.15	0.370	15:18:30.694
14 -	28.813	40.203	22.101	1:31.117	96.13	0.390	15:20:01.811
15 -	29.031	40.022	21.940	1:30.993 (3)	96.26	0.266	15:21:32.804
16 -	29.341	44.762	IN PIT	3:39.804 P	39.85	2:09.077	15:25:12.608
17 -	OUTLAP	41.012	22.283	1:36.743	90.54	6.016	15:26:49.351
18 -	30.183	40.802	22.265	1:33.250	93.93	2.523	15:28:22.601
19 -	29.005	40.843	22.258	1:32.106	95.10	1.379	15:29:54.707
20 -	28.935	40.129	22.375	1:31.439	95.79	0.712	15:31:26.146
21 -	29.420	41.398	22.327	1:33.145	94.04	2.418	15:32:59.291
22 -	29.530	41.652	22.057	1:33.239	93.95	2.512	15:34:32.530
23 -	29.127	40.336	22.133	1:31.596	95.63	0.869	15:36:04.126
24 -	29.046	40.236	22.116	1:31.398	95.84	0.671	15:37:35.524
25 -	29.287	40.472	22.735	1:32.494	94.70	1.767	15:39:08.018
26 -	29.077	40.163	22.114	1:31.354	95.88	0.627	15:40:39.372
27 -	28.983	40.825	22.153	1:31.961	95.25	1.234	15:42:11.333
28 -	28.950	39.860	21.917	1:30.727 (1)	96.55		15:43:42.060
29 -	29.319	40.472	22.229	1:32.020	95.19	1.293	15:45:14.080

SRCC Sports 2000 Racing Saloons

RACE 14 - SECTOR ANALYSIS

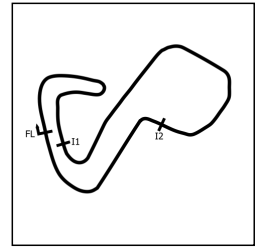


SECTOR 1 = FL to I1, SECTOR 2 = I1 to I2, SECTOR 3 = I2 to FL, DIFF = Difference To Personal Best Lap, P = Crossed Finish Line in Pit Lane, D = Time Disallowed

P4		40 D A		Timothy TUDOR		MCR S2	
IDEAL LAP TIME : 1:32.071		BEST LAP TIME : 1:32.316		DIFFERENCE : 0.245			
LAP	SECTOR 1	SECTOR 2	SECTOR 3	LAP TIME	MPH	DIFF	TIME OF DAY
1 -		42.368	22.774	1:37.406	89.93	5.090	14:55:33.100
2 -	29.439	41.673	22.564	1:33.676	93.51	1.360	14:57:06.776
3 -	29.229	41.541	22.585	1:33.355	93.83	1.039	14:58:40.131
4 -	29.040	41.428	23.614	1:34.082	93.10	1.766	15:00:14.213
5 -	32.536	1:00.885	39.163	2:12.584	66.07	40.268	15:02:26.797
6 -	37.468	45.314	23.727	1:46.509	82.24	14.193	15:04:13.306
7 -	30.929	44.872	38.949	1:54.750	76.33	22.434	15:06:08.056
8 -	59.968	1:31.606	36.464	3:08.038	46.58	1:35.722	15:09:16.094
9 -	45.651	1:07.294	33.737	2:26.682	59.71	54.366	15:11:42.776
10 -	45.072	59.463	30.985	2:15.520	64.63	43.204	15:13:58.296
11 -	29.639	41.362	22.142	1:33.143	94.04	0.827	15:15:31.439
12 -	29.731	41.345	22.265	1:33.341	93.84	1.025	15:17:04.780
13 -	29.042	41.911	22.849	1:33.802	93.38	1.486	15:18:38.582
14 -	30.138	43.210	22.282	1:35.630	91.60	3.314	15:20:14.212
15 -	29.285	40.889	22.142	1:32.316 (1)	94.88		15:21:46.528
16 -	30.682	44.783	IN PIT	3:40.026 P	39.81	2:07.710	15:25:26.554
17 -	OUTLAP	41.542	22.519	1:37.574	89.77	5.258	15:27:04.128
18 -	29.149	41.187	22.339	1:32.675 (2)	94.52	0.359	15:28:36.803
19 -	29.279	41.911	22.970	1:34.160	93.03	1.844	15:30:10.963
20 -	29.419	41.361	22.355	1:33.135	94.05	0.819	15:31:44.098
21 -	29.329	41.274	22.483	1:33.086	94.10	0.770	15:33:17.184
22 -	29.306	41.633	22.322	1:33.261	93.92	0.945	15:34:50.445
23 -	29.584	41.411	22.595	1:33.590	93.59	1.274	15:36:24.035
24 -	29.581	41.569	22.802	1:33.952	93.23	1.636	15:37:57.987
25 -	29.748	41.490	22.738	1:33.976	93.21	1.660	15:39:31.963
26 -	29.394	41.314	22.349	1:33.057 (3)	94.13	0.741	15:41:05.020
27 -	29.645	41.496	22.750	1:33.891	93.29	1.575	15:42:38.911
28 -	29.765	41.683	22.680	1:34.128	93.06	1.812	15:44:13.039
29 -	29.601	42.163	23.017	1:34.781	92.42	2.465	15:45:47.820

SRCC Sports 2000 Racing Saloons

RACE 14 - SECTOR ANALYSIS



SECTOR 1 = FL to I1, SECTOR 2 = I1 to I2, SECTOR 3 = I2 to FL, DIFF = Difference To Personal Best Lap, P = Crossed Finish Line in Pit Lane, D = Time Disallowed

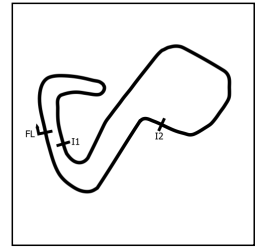
P5 128 D B		Peter BROUWER		LOLA Fox 88/90			
IDEAL LAP TIME : 1:32.031		BEST LAP TIME : 1:32.634		DIFFERENCE : 0.603			
LAP	SECTOR 1	SECTOR 2	SECTOR 3	LAP TIME	MPH	DIFF	TIME OF DAY
1 -		44.062	22.937	1:40.336	87.30	7.702	14:55:36.030
2 -	30.001	42.385	22.416	1:34.802	92.40	2.168	14:57:10.832
3 -	29.476	41.775	22.323	1:33.574	93.61	0.940	14:58:44.406
4 -	29.422	41.494	22.451	1:33.367	93.82	0.733	15:00:17.773
5 -	31.053	1:00.789	38.615	2:10.457	67.14	37.823	15:02:28.230
6 -	37.992	44.992	23.133	1:46.117	82.54	13.483	15:04:14.347
7 -	31.750	44.410	39.373	1:55.533	75.82	22.899	15:06:09.880
8 -	59.698	1:31.952	35.976	3:07.626	46.68	1:34.992	15:09:17.506
9 -	46.179	1:07.362	33.312	2:26.853	59.65	54.219	15:11:44.359
10 -	46.163	58.250	30.659	2:15.072	64.85	42.438	15:13:59.431
11 -	29.647	41.645	22.435	1:33.727	93.46	1.093	15:15:33.158
12 -	29.190	41.793	22.493	1:33.476	93.71	0.842	15:17:06.634
13 -	29.379	41.642	22.424	1:33.445	93.74	0.811	15:18:40.079
14 -	29.616	43.237	22.191	1:35.044	92.16	2.410	15:20:15.123
15 -	29.402	41.352	22.204	1:32.958 (3)	94.23	0.324	15:21:48.081
16 -	31.633	42.774	IN PIT	3:42.177 P	39.42	2:09.543	15:25:30.258
17 -	OUTLAP	41.538	22.400	1:36.962	90.34	4.328	15:27:07.220
18 -	29.414	41.405	21.936	1:32.755 (2)	94.44	0.121	15:28:39.975
19 -	29.646	41.807	23.115	1:34.568	92.63	1.934	15:30:14.543
20 -	29.795	42.795	22.136	1:34.726	92.47	2.092	15:31:49.269
21 -	29.589	41.522	21.992	1:33.103	94.08	0.469	15:33:22.372
22 -	30.274	41.530	21.980	1:33.784	93.40	1.150	15:34:56.156
23 -	29.554	41.445	22.536	1:33.535	93.65	0.901	15:36:29.691
24 -	29.507	41.632	22.881	1:34.020	93.16	1.386	15:38:03.711
25 -	29.365	41.582	22.162	1:33.109	94.08	0.475	15:39:36.820
26 -	30.242	41.098	22.154	1:33.494	93.69	0.860	15:41:10.314
27 -	29.511	40.927	22.196	1:32.634 (1)	94.56		15:42:42.948
28 -	29.600	41.569	22.152	1:33.321	93.86	0.687	15:44:16.269
29 -	29.327	41.861	21.914	1:33.102	94.08	0.468	15:45:49.371

Weather / Track : Cloudy / Dry

Brands Hatch GP
 Circuit Length = 2.4332 miles
 Start: 14:53 Flag 15:44 End: 15:46

SRCC Sports 2000 Racing Saloons

RACE 14 - SECTOR ANALYSIS



SECTOR 1 = FL to I1, SECTOR 2 = I1 to I2, SECTOR 3 = I2 to FL, DIFF = Difference To Personal Best Lap, P = Crossed Finish Line in Pit Lane, D = Time Disallowed

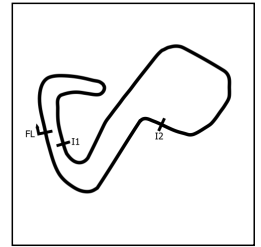
P6		71 D A		Paul TRAYHURN		Gunn TS11	
IDEAL LAP TIME : 1:30.997		BEST LAP TIME : 1:31.340		DIFFERENCE : 0.343			
LAP	SECTOR 1	SECTOR 2	SECTOR 3	LAP TIME	MPH	DIFF	TIME OF DAY
1 -		43.474	23.540	1:41.848	86.00	10.508	14:55:37.542
2 -	30.348	41.672	22.972	1:34.992	92.21	3.652	14:57:12.534
3 -	29.725	41.814	22.565	1:34.104	93.08	2.764	14:58:46.638
4 -	30.037	41.609	23.019	1:34.665	92.53	3.325	15:00:21.303
5 -	30.956	58.952	38.268	2:08.176	68.34	36.836	15:02:29.479
6 -	38.476	44.009	23.657	1:46.142	82.52	14.802	15:04:15.621
7 -	31.227	44.260	40.588	1:56.075	75.46	24.735	15:06:11.696
8 -	58.740	1:32.507	36.206	3:07.453	46.73	1:36.113	15:09:19.149
9 -	45.468	1:07.733	32.934	2:26.135	59.94	54.795	15:11:45.284
10 -	46.208	58.404	IN PIT	4:18.797	P 33.84	2:47.457	15:16:04.081
11 -	OUTLAP	42.247	23.017	1:37.456	89.88	6.116	15:17:41.537
12 -	29.832	41.500	22.438	1:33.770	93.41	2.430	15:19:15.307
13 -	29.445	41.262	22.684	1:33.391	93.79	2.051	15:20:48.698
14 -	29.079	41.852	22.848	1:33.779	93.40	2.439	15:22:22.477
15 -	31.985	44.923	24.168	1:41.076	86.66	9.736	15:24:03.553
16 -	32.662	47.731	26.135	1:46.528	82.23	15.188	15:25:50.081
17 -	29.649	41.222	22.855	1:33.726	93.46	2.386	15:27:23.807
18 -	29.506	41.248	22.419	1:33.173	94.01	1.833	15:28:56.980
19 -	29.255	40.562	22.058	1:31.875	95.34	0.535	15:30:28.855
20 -	29.389	40.555	22.313	1:32.257	94.95	0.917	15:32:01.112
21 -	29.538	41.043	23.779	1:34.360	92.83	3.020	15:33:35.472
22 -	29.325	40.673	22.585	1:32.583	94.61	1.243	15:35:08.055
23 -	29.418	40.650	22.027	1:32.095	95.11	0.755	15:36:40.150
24 -	29.151	40.947	22.063	1:32.161	95.04	0.821	15:38:12.311
25 -	29.151	40.400	21.913	1:31.464 (2)	95.77	0.124	15:39:43.775
26 -	29.238	40.110	22.274	1:31.622 (3)	95.60	0.282	15:41:15.397
27 -	29.165	40.765	22.492	1:32.422	94.78	1.082	15:42:47.819
28 -	29.199	40.256	21.885	1:31.340 (1)	95.90		15:44:19.159
29 -	29.519	40.033	22.076	1:31.628	95.60	0.288	15:45:50.787

Weather / Track : Cloudy / Dry

Brands Hatch GP
 Circuit Length = 2.4332 miles
 Start: 14:53 Flag 15:44 End: 15:46

SRCC Sports 2000 Racing Saloons

RACE 14 - SECTOR ANALYSIS



SECTOR 1 = FL to I1, SECTOR 2 = I1 to I2, SECTOR 3 = I2 to FL, DIFF = Difference To Personal Best Lap, P = Crossed Finish Line in Pit Lane, D = Time Disallowed

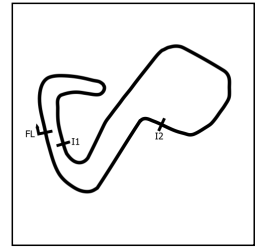
P7 41 D A		Giles BILLINGSLEY		MCR S2			
IDEAL LAP TIME : 1:32.508		BEST LAP TIME : 1:32.693		DIFFERENCE : 0.185			
LAP	SECTOR 1	SECTOR 2	SECTOR 3	LAP TIME	MPH	DIFF	TIME OF DAY
1 -		43.798	23.153	1:40.812	86.89	8.119	14:55:36.506
2 -	29.827	42.614	22.870	1:35.311	91.90	2.618	14:57:11.817
3 -	29.305	42.784	22.569	1:34.658	92.54	1.965	14:58:46.475
4 -	30.254	42.484	22.820	1:35.558	91.67	2.865	15:00:22.033
5 -	31.242	58.470	38.275	2:07.987	68.44	35.294	15:02:30.020
6 -	38.298	44.570	23.649	1:46.517	82.23	13.824	15:04:16.537
7 -	30.808	44.703	40.574	1:56.085	75.46	23.392	15:06:12.622
8 -	58.464	1:32.668	36.056	3:07.188	46.79	1:34.495	15:09:19.810
9 -	45.659	1:07.719	32.947	2:26.325	59.86	53.632	15:11:46.135
10 -	46.247	58.377	31.401	2:16.025	64.39	43.332	15:14:02.160
11 -	29.751	42.151	22.667	1:34.569	92.62	1.876	15:15:36.729
12 -	29.603	42.050	22.638	1:34.291	92.90	1.598	15:17:11.020
13 -	29.518	42.080	22.866	1:34.464	92.73	1.771	15:18:45.484
14 -	29.465	42.036	IN PIT	3:39.257 P	39.95	2:06.564	15:22:24.741
15 -	OUTLAP	44.516	24.086	1:42.504	85.45	9.811	15:24:07.245
16 -	30.977	46.253	26.449	1:43.679	84.49	10.986	15:25:50.924
17 -	29.950	41.714	22.631	1:34.295	92.89	1.602	15:27:25.219
18 -	29.342	41.443	22.490	1:33.275	93.91	0.582	15:28:58.494
19 -	29.442	41.749	22.474	1:33.665	93.52	0.972	15:30:32.159
20 -	29.496	41.649	22.463	1:33.608	93.58	0.915	15:32:05.767
21 -	29.464	41.859	22.649	1:33.972	93.21	1.279	15:33:39.739
22 -	29.357	41.414	22.374	1:33.145	94.04	0.452	15:35:12.884
23 -	29.532	41.430	22.479	1:33.441	93.74	0.748	15:36:46.325
24 -	29.231	41.050	22.412	1:32.693 (1)	94.50		15:38:19.018
25 -	29.481	41.002	22.398	1:32.881 (3)	94.31	0.188	15:39:51.899
26 -	29.365	41.524	22.442	1:33.331	93.85	0.638	15:41:25.230
27 -	29.465	40.949	22.455	1:32.869 (2)	94.32	0.176	15:42:58.099
28 -	29.802	41.668	22.910	1:34.380	92.81	1.687	15:44:32.479
29 -	29.543	41.126	22.328	1:32.997	94.19	0.304	15:46:05.476

Weather / Track : Cloudy / Dry

Brands Hatch GP
 Circuit Length = 2.4332 miles
 Start: 14:53 Flag 15:44 End: 15:46

SRCC Sports 2000 Racing Saloons

RACE 14 - SECTOR ANALYSIS



SECTOR 1 = FL to I1, SECTOR 2 = I1 to I2, SECTOR 3 = I2 to FL, DIFF = Difference To Personal Best Lap, P = Crossed Finish Line in Pit Lane, D = Time Disallowed

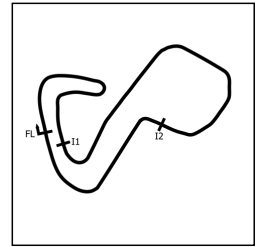
P8 24 D A		Keith MIZEN		MCR S2			
IDEAL LAP TIME : 1:32.957		BEST LAP TIME : 1:33.318		DIFFERENCE : 0.361			
LAP	SECTOR 1	SECTOR 2	SECTOR 3	LAP TIME	MPH	DIFF	TIME OF DAY
1 -		43.735	23.776	1:41.717	86.11	8.399	14:55:37.411
2 -	30.971	43.007	22.807	1:36.785	90.50	3.467	14:57:14.196
3 -	29.306	42.685	22.785	1:34.776	92.42	1.458	14:58:48.972
4 -	29.466	42.170	23.284	1:34.920	92.28	1.602	15:00:23.892
5 -	31.427	57.192	38.648	2:07.267	68.83	33.949	15:02:31.159
6 -	39.514	44.898	23.820	1:48.232	80.93	14.914	15:04:19.391
7 -	30.306	44.256	39.601	1:54.163	76.73	20.845	15:06:13.554
8 -	58.472	1:32.760	35.988	3:07.220	46.78	1:33.902	15:09:20.774
9 -	45.691	1:07.552	32.922	2:26.165	59.93	52.847	15:11:46.939
10 -	46.291	58.115	31.713	2:16.119	64.35	42.801	15:14:03.058
11 -	29.677	42.509	22.984	1:35.170	92.04	1.852	15:15:38.228
12 -	29.480	42.236	22.806	1:34.522	92.67	1.204	15:17:12.750
13 -	29.430	42.220	22.727	1:34.377	92.81	1.059	15:18:47.127
14 -	29.373	42.002	22.678	1:34.053	93.13	0.735	15:20:21.180
15 -	29.116	42.128	22.795	1:34.039	93.15	0.721	15:21:55.219
16 -	30.562	44.556	IN PIT	3:42.817 P	39.31	2:09.499	15:25:38.036
17 -	OUTLAP	42.779	23.376	1:38.417	89.00	5.099	15:27:16.453
18 -	29.235	42.373	22.953	1:34.561	92.63	1.243	15:28:51.014
19 -	29.344	42.242	22.805	1:34.391	92.80	1.073	15:30:25.405
20 -	29.247	42.248	22.796	1:34.291	92.90	0.973	15:31:59.696
21 -	29.368	42.497	23.744	1:35.609	91.62	2.291	15:33:35.305
22 -	30.095	42.264	22.753	1:35.112	92.10	1.794	15:35:10.417
23 -	29.299	41.842	22.573	1:33.714	93.47	0.396	15:36:44.131
24 -	28.850	42.002	22.571	1:33.423 (3)	93.76	0.105	15:38:17.554
25 -	29.192	41.661	22.529	1:33.382 (2)	93.80	0.064	15:39:50.936
26 -	29.103	41.715	22.500	1:33.318 (1)	93.87		15:41:24.254
27 -	29.331	41.703	22.446	1:33.480	93.70	0.162	15:42:57.734
28 -	29.862	41.692	23.089	1:34.643	92.55	1.325	15:44:32.377
29 -	30.094	42.068	22.705	1:34.867	92.33	1.549	15:46:07.244

Weather / Track : Cloudy / Dry

Brands Hatch GP
 Circuit Length = 2.4332 miles
 Start: 14:53 Flag 15:44 End: 15:46

SRCC Sports 2000 Racing Saloons

RACE 14 - SECTOR ANALYSIS

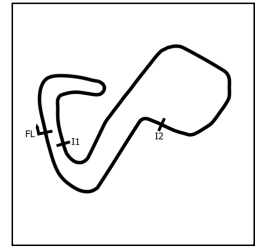


SECTOR 1 = FL to I1, SECTOR 2 = I1 to I2, SECTOR 3 = I2 to FL, DIFF = Difference To Personal Best Lap, P = Crossed Finish Line in Pit Lane, D = Time Disallowed

P9		5 D B		Chris YARWOOD		LOLA T88/90	
IDEAL LAP TIME : 1:32.051		BEST LAP TIME : 1:32.489		DIFFERENCE : 0.438			
LAP	SECTOR 1	SECTOR 2	SECTOR 3	LAP TIME	MPH	DIFF	TIME OF DAY
1 -		43.186	23.501	1:41.730	86.10	9.241	14:55:37.424
2 -	29.777	41.828	23.355	1:34.960	92.24	2.471	14:57:12.384
3 -	29.017	41.306	22.218	1:32.541 (3)	94.65	0.052	14:58:44.925
4 -	29.349	41.337	22.652	1:33.338	93.85	0.849	15:00:18.263
5 -	30.975	1:00.951	38.594	2:10.520	67.11	38.031	15:02:28.783
6 -	37.952	44.829	23.210	1:45.991	82.64	13.502	15:04:14.774
7 -	31.532	44.496	39.588	1:55.616	75.76	23.127	15:06:10.390
8 -	59.547	1:32.273	36.056	3:07.876	46.62	1:35.387	15:09:18.266
9 -	45.896	1:07.468	33.233	2:26.597	59.75	54.108	15:11:44.863
10 -	46.219	58.356	30.472	2:15.047	64.86	42.558	15:13:59.910
11 -	29.695	41.501	22.231	1:33.427	93.76	0.938	15:15:33.337
12 -	29.442	41.535	IN PIT	3:40.718 P	39.68	2:08.229	15:19:14.055
13 -	OUTLAP	41.881	22.507	1:37.830	89.54	5.341	15:20:51.885
14 -	29.204	41.606	25.517	1:36.327	90.93	3.838	15:22:28.212
15 -	33.040	44.340	24.380	1:41.760	86.08	9.271	15:24:09.972
16 -	32.026	44.622	26.361	1:43.009	85.03	10.520	15:25:52.981
17 -	30.268	41.763	22.311	1:34.342	92.85	1.853	15:27:27.323
18 -	29.889	41.332	22.362	1:33.583	93.60	1.094	15:29:00.906
19 -	29.651	41.279	22.311	1:33.241	93.94	0.752	15:30:34.147
20 -	29.317	40.957	22.215	1:32.489 (1)	94.71		15:32:06.636
21 -	29.047	41.892	22.551	1:33.490	93.69	1.001	15:33:40.126
22 -	29.650	41.243	22.533	1:33.426	93.76	0.937	15:35:13.552
23 -	29.354	41.115	22.826	1:33.295	93.89	0.806	15:36:46.847
24 -	29.313	40.819	22.377	1:32.509 (2)	94.69	0.020	15:38:19.356
25 -	29.727	40.994	22.440	1:33.161	94.02	0.672	15:39:52.517
26 -	29.567	41.280	22.238	1:33.085	94.10	0.596	15:41:25.602
27 -	29.752	41.440	22.949	1:34.141	93.05	1.652	15:42:59.743
28 -	30.291	43.849	23.711	1:37.851	89.52	5.362	15:44:37.594
29 -	30.396	43.803	23.866	1:38.065	89.32	5.576	15:46:15.659

SRCC Sports 2000 Racing Saloons

RACE 14 - SECTOR ANALYSIS



SECTOR 1 = FL to I1, SECTOR 2 = I1 to I2, SECTOR 3 = I2 to FL, DIFF = Difference To Personal Best Lap, P = Crossed Finish Line in Pit Lane, D = Time Disallowed

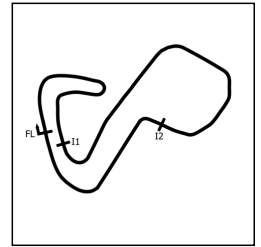
P10		8 D A		David HOUGHTON		MCR S2	
IDEAL LAP TIME : 1:31.880		BEST LAP TIME : 1:32.083		DIFFERENCE : 0.203			
LAP	SECTOR 1	SECTOR 2	SECTOR 3	LAP TIME	MPH	DIFF	TIME OF DAY
1 -		42.631	23.047	1:38.452	88.97	6.369	14:55:34.146
2 -	29.543	41.885	22.585	1:34.013	93.17	1.930	14:57:08.159
3 -	29.184	41.644	22.312	1:33.140	94.05	1.057	14:58:41.299
4 -	29.154	41.768	22.900	1:33.822	93.36	1.739	15:00:15.121
5 -	32.889	1:00.779	38.520	2:12.188	66.26	40.105	15:02:27.309
6 -	37.665	45.473	23.596	1:46.734	82.07	14.651	15:04:14.043
7 -	31.694	44.052	39.169	1:54.915	76.22	22.832	15:06:08.958
8 -	1:00.023	1:31.635	36.171	3:07.829	46.63	1:35.746	15:09:16.787
9 -	45.852	1:06.930	34.230	2:27.012	59.58	54.929	15:11:43.799
10 -	45.750	58.493	30.545	2:14.788	64.98	42.705	15:13:58.587
11 -	29.545	42.099	22.510	1:34.154	93.03	2.071	15:15:32.741
12 -	28.994	41.559	22.227	1:32.780	94.41	0.697	15:17:05.521
13 -	29.087	41.551	22.562	1:33.200	93.98	1.117	15:18:38.721
14 -	30.019	43.538	22.335	1:35.892	91.35	3.809	15:20:14.613
15 -	29.249	41.134	22.381	1:32.764 (3)	94.43	0.681	15:21:47.377
16 -	31.340	45.895	23.731	1:40.966	86.76	8.883	15:23:28.343
17 -	31.138	1:15.018	32.565	2:18.721	63.14	46.638	15:25:47.064
18 -	30.026	42.764	IN PIT	3:38.312 P	40.12	2:06.229	15:29:25.376
19 -	OUTLAP	41.733	22.806	1:37.375	89.95	5.292	15:31:02.751
20 -	29.083	42.107	23.042	1:34.232	92.96	2.149	15:32:36.983
21 -	29.247	41.447	22.593	1:33.287	93.90	1.204	15:34:10.270
22 -	29.168	41.299	22.368	1:32.835	94.35	0.752	15:35:43.105
23 -	29.170	41.438	22.537	1:33.145	94.04	1.062	15:37:16.250
24 -	29.119	41.832	22.388	1:33.339	93.84	1.256	15:38:49.589
25 -	29.197	40.666	22.220	1:32.083 (1)	95.12		15:40:21.672
26 -	29.135	41.121	22.821	1:33.077	94.11	0.994	15:41:54.749
27 -	29.504	40.836	22.271	1:32.611 (2)	94.58	0.528	15:43:27.360
28 -	29.124	41.444	22.429	1:32.997	94.19	0.914	15:45:00.357

Weather / Track : Cloudy / Dry

Brands Hatch GP
 Circuit Length = 2.4332 miles
 Start: 14:53 Flag 15:44 End: 15:46

SRCC Sports 2000 Racing Saloons

RACE 14 - SECTOR ANALYSIS

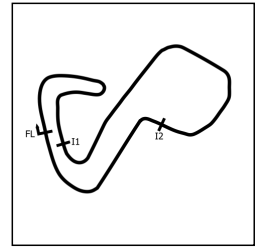


SECTOR 1 = FL to I1, SECTOR 2 = I1 to I2, SECTOR 3 = I2 to FL, DIFF = Difference To Personal Best Lap, P = Crossed Finish Line in Pit Lane, D = Time Disallowed

P11 7 D DB HAYES/TURNER				MCR S2			
IDEAL LAP TIME : 1:34.841		BEST LAP TIME : 1:35.086		DIFFERENCE : 0.245			
LAP	SECTOR 1	SECTOR 2	SECTOR 3	LAP TIME	MPH	DIFF	TIME OF DAY
1 -		45.464	23.638	1:46.017	82.62	10.931	14:55:41.711
2 -	30.723	44.716	23.511	1:38.950	88.52	3.864	14:57:20.661
3 -	30.357	44.553	23.557	1:38.467	88.96	3.381	14:58:59.128
4 -	30.388	45.487	25.301	1:41.176	86.58	6.090	15:00:40.304
5 -	33.658	48.621	30.290	1:52.569	77.81	17.483	15:02:32.873
6 -	42.075	48.574	24.645	1:55.294	75.97	20.208	15:04:28.167
7 -	32.127	46.724	29.127	1:47.978	81.12	12.892	15:06:16.145
8 -	57.474	1:33.174	36.626	3:07.274	46.77	1:32.188	15:09:23.419
9 -	44.907	1:07.926	32.877	2:25.710	60.11	50.624	15:11:49.129
10 -	45.924	57.710	30.806	2:14.440	65.15	39.354	15:14:03.569
11 -	30.459	43.260	22.804	1:36.523	90.75	1.437	15:15:40.092
12 -	29.975	43.735	IN PIT	3:45.880	P 38.78	2:10.794	15:19:25.972
13 -	OUTLAP	44.361	23.692	1:43.888	84.32	8.802	15:21:09.860
14 -	31.459	45.957	24.999	1:42.415	85.53	7.329	15:22:52.275
15 -	32.488	45.211	24.526	1:42.225	85.69	7.139	15:24:34.500
16 -	32.133	44.558	23.609	1:40.300	87.33	5.214	15:26:14.800
17 -	29.934	42.713	23.233	1:35.880	91.36	0.794	15:27:50.680
18 -	29.848	42.552	23.128	1:35.528 (3)	91.69	0.442	15:29:26.208
19 -	29.778	42.259	23.049	1:35.086 (1)	92.12		15:31:01.294
20 -	29.852	43.281	23.177	1:36.310	90.95	1.224	15:32:37.604
21 -	29.857	42.391	23.155	1:35.403 (2)	91.81	0.317	15:34:13.007
22 -	30.319	42.377	23.069	1:35.765	91.47	0.679	15:35:48.772
23 -	30.497	42.978	23.423	1:36.898	90.40	1.812	15:37:25.670
24 -	29.971	42.465	23.146	1:35.582	91.64	0.496	15:39:01.252
25 -	30.067	42.353	23.220	1:35.640	91.59	0.554	15:40:36.892
26 -	30.289	44.037	23.230	1:37.556	89.79	2.470	15:42:14.448
27 -	30.090	42.800	23.271	1:36.161	91.09	1.075	15:43:50.609
28 -	29.905	43.067	23.901	1:36.873	90.42	1.787	15:45:27.482

SRCC Sports 2000 Racing Saloons

RACE 14 - SECTOR ANALYSIS

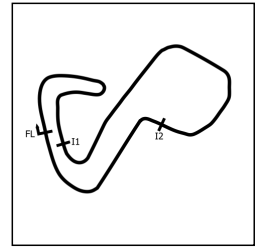


SECTOR 1 = FL to I1, SECTOR 2 = I1 to I2, SECTOR 3 = I2 to FL, DIFF = Difference To Personal Best Lap, P = Crossed Finish Line in Pit Lane, D = Time Disallowed

P12 88 D DB Peter WILLIAMS				MCR S2			
IDEAL LAP TIME : 1:34.064		BEST LAP TIME : 1:34.130		DIFFERENCE : 0.066			
LAP	SECTOR 1	SECTOR 2	SECTOR 3	LAP TIME	MPH	DIFF	TIME OF DAY
1 -		43.865	23.299	1:43.049	85.00	8.919	14:55:38.743
2 -	30.362	43.579	23.350	1:37.291	90.03	3.161	14:57:16.034
3 -	30.216	42.571	22.709	1:35.496	91.72	1.366	14:58:51.530
4 -	30.282	42.998	23.627	1:36.907	90.39	2.777	15:00:28.437
5 -	30.442	54.410	38.572	2:03.424	70.97	29.294	15:02:31.861
6 -	39.664	44.687	23.671	1:48.022	81.09	13.892	15:04:19.883
7 -	30.842	44.075	39.789	1:54.706	76.36	20.576	15:06:14.589
8 -	58.327	1:32.640	36.437	3:07.404	46.74	1:33.274	15:09:21.993
9 -	45.708	1:07.655	32.643	2:26.006	59.99	51.876	15:11:47.999
10 -	46.030	58.126	31.088	2:15.244	64.77	41.114	15:14:03.243
11 -	30.432	42.139	22.865	1:35.436	91.78	1.306	15:15:38.679
12 -	30.026	41.682	23.017	1:34.725 (3)	92.47	0.595	15:17:13.404
13 -	30.190	42.278	IN PIT	4:08.238 P	35.28	2:34.108	15:21:21.642
14 -	OUTLAP	43.786	25.351	1:44.849	83.54	10.719	15:23:06.491
15 -	33.456	50.318	26.716	1:50.490	79.28	16.360	15:24:56.981
16 -	37.060	49.129	23.541	1:49.730	79.83	15.600	15:26:46.711
17 -	30.431	42.447	22.889	1:35.767	91.47	1.637	15:28:22.478
18 -	30.228	42.344	22.721	1:35.293	91.92	1.163	15:29:57.771
19 -	30.012	42.258	22.792	1:35.062	92.14	0.932	15:31:32.833
20 -	30.114	42.565	22.957	1:35.636	91.59	1.506	15:33:08.469
21 -	30.294	42.320	22.747	1:35.361	91.85	1.231	15:34:43.830
22 -	30.563	42.265	22.792	1:35.620	91.61	1.490	15:36:19.450
23 -	30.443	42.092	22.943	1:35.478	91.74	1.348	15:37:54.928
24 -	30.593	41.860	22.775	1:35.228	91.98	1.098	15:39:30.156
25 -	29.982	41.708	22.633	1:34.323 (2)	92.87	0.193	15:41:04.479
26 -	30.848	41.758	23.169	1:35.775	91.46	1.645	15:42:40.254
27 -	30.204	41.875	22.747	1:34.826	92.37	0.696	15:44:15.080
28 -	30.048	41.662	22.420	1:34.130 (1)	93.06		15:45:49.210

SRCC Sports 2000 Racing Saloons

RACE 14 - SECTOR ANALYSIS

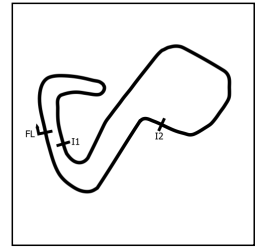


SECTOR 1 = FL to I1, SECTOR 2 = I1 to I2, SECTOR 3 = I2 to FL, DIFF = Difference To Personal Best Lap, P = Crossed Finish Line in Pit Lane, D = Time Disallowed

P13 13 D B		Bscher LUCAS		Carbir CS2			
IDEAL LAP TIME :		BEST LAP TIME : 1:36.291		DIFFERENCE :			
LAP	SECTOR 1	SECTOR 2	SECTOR 3	LAP TIME	MPH	DIFF	TIME OF DAY
1 -				1:47.787	81.26	11.496	14:55:43.481
2 -				1:41.987	85.89	5.696	14:57:25.468
3 -				1:39.412	88.11	3.121	14:59:04.880
4 -				1:43.782	84.40	7.491	15:00:48.662
5 -				1:48.001	81.10	11.710	15:02:36.663
6 -				1:52.864	77.61	16.573	15:04:29.527
7 -				1:47.379	81.57	11.088	15:06:16.906
8 -				3:07.598	46.69	1:31.307	15:09:24.504
9 -				2:25.586	60.16	49.295	15:11:50.090
10 -				2:16.429	64.20	40.138	15:14:06.519
11 -				1:39.681	87.87	3.390	15:15:46.200
12 -				1:39.321	88.19	3.030	15:17:25.521
13 -				1:39.146	88.35	2.855	15:19:04.667
14 -				1:38.567	88.87	2.276	15:20:43.234
15 -				1:38.510	88.92	2.219	15:22:21.744
16 -				1:41.562	86.25	5.271	15:24:03.306
17 -				1:46.869	81.96	10.578	15:25:50.175
18 -				1:39.906	87.68	3.615	15:27:30.081
19 -			<i>IN PIT</i>	3:44.049	P 39.09	2:07.758	15:31:14.130
20 -	<i>OUTLAP</i>			1:41.903	85.96	5.612	15:32:56.034
21 -				1:38.368	89.05	2.077	15:34:34.402
22 -				1:36.858 (2)	90.44	0.567	15:36:11.260
23 -				1:36.291 (1)	90.97		15:37:47.551
24 -				1:37.043 (3)	90.26	0.752	15:39:24.594
25 -				1:37.573	89.77	1.282	15:41:02.167
26 -				1:37.653	89.70	1.362	15:42:39.820
27 -				1:39.280	88.23	2.989	15:44:19.100
28 -				1:37.535	89.81	1.244	15:45:56.635

SRCC Sports 2000 Racing Saloons

RACE 14 - SECTOR ANALYSIS



SECTOR 1 = FL to I1, SECTOR 2 = I1 to I2, SECTOR 3 = I2 to FL, DIFF = Difference To Personal Best Lap, P = Crossed Finish Line in Pit Lane, D = Time Disallowed

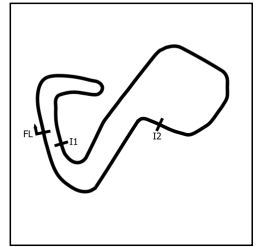
P14 91 D A Ashley LAW			MCR S2				
IDEAL LAP TIME : 1:37.359		BEST LAP TIME : 1:37.759		DIFFERENCE : 0.400			
LAP	SECTOR 1	SECTOR 2	SECTOR 3	LAP TIME	MPH	DIFF	TIME OF DAY
1 -		46.577	24.350	1:49.210	80.21	11.451	14:55:44.904
2 -	31.887	45.413	23.954	1:41.254	86.51	3.495	14:57:26.158
3 -	31.834	45.794	23.681	1:41.309	86.46	3.550	14:59:07.467
4 -	31.478	46.939	26.984	1:45.401	83.10	7.642	15:00:52.868
5 -	33.639	47.197	24.689	1:45.525	83.01	7.766	15:02:38.393
6 -	40.527	48.366	24.560	1:53.453	77.21	15.694	15:04:31.846
7 -	32.431	46.146	27.214	1:45.791	82.80	8.032	15:06:17.637
8 -	58.447	1:33.788	35.533	3:07.768	46.65	1:30.009	15:09:25.405
9 -	45.921	1:07.263	32.348	2:25.532	60.19	47.773	15:11:50.937
10 -	46.925	57.977	31.749	2:16.651	64.10	38.892	15:14:07.588
11 -	31.771	44.981	23.551	1:40.303	87.33	2.544	15:15:47.891
12 -	31.301	44.928	23.829	1:40.058	87.54	2.299	15:17:27.949
13 -	30.919	44.051	23.527	1:38.497 (3)	88.93	0.738	15:19:06.446
14 -	30.375	44.545	23.753	1:38.673	88.77	0.914	15:20:45.119
15 -	30.807	44.425	24.684	1:39.916	87.67	2.157	15:22:25.035
16 -	32.056	45.507	IN PIT	3:52.439 P	37.68	2:14.680	15:26:17.474
17 -	OUTLAP	45.505	24.029	1:45.066	83.37	7.307	15:28:02.540
18 -	32.201	44.694	23.939	1:40.834	86.87	3.075	15:29:43.374
19 -	30.764	45.134	23.363	1:39.261	88.25	1.502	15:31:22.635
20 -	31.192	44.357	23.547	1:39.096	88.39	1.337	15:33:01.731
21 -	31.305	44.296	23.651	1:39.252	88.25	1.493	15:34:40.983
22 -	30.630	43.633	23.496	1:37.759 (1)	89.60		15:36:18.742
23 -	31.518	44.006	23.831	1:39.355	88.16	1.596	15:37:58.097
24 -	30.679	43.716	23.731	1:38.126 (2)	89.27	0.367	15:39:36.223
25 -	30.722	44.485	23.482	1:38.689	88.76	0.930	15:41:14.912
26 -	31.052	44.299	23.351	1:38.702	88.75	0.943	15:42:53.614
27 -	30.647	43.915	24.061	1:38.623	88.82	0.864	15:44:32.237
28 -	31.786	44.310	23.664	1:39.760	87.80	2.001	15:46:11.997

Weather / Track : Cloudy / Dry

Brands Hatch GP
 Circuit Length = 2.4332 miles
 Start: 14:53 Flag 15:44 End: 15:46

SRCC Sports 2000 Racing Saloons

RACE 14 - SECTOR ANALYSIS



SECTOR 1 = FL to I1, SECTOR 2 = I1 to I2, SECTOR 3 = I2 to FL, DIFF = Difference To Personal Best Lap, P = Crossed Finish Line in Pit Lane, D = Time Disallowed

P15 10 D B Paul COPE				LOLA T87/90			
IDEAL LAP TIME : 1:37.422		BEST LAP TIME : 1:37.772		DIFFERENCE : 0.350			
LAP	SECTOR 1	SECTOR 2	SECTOR 3	LAP TIME	MPH	DIFF	TIME OF DAY
1 -		46.497	24.489	1:49.937	79.68	12.165	14:55:45.631
2 -	31.619	45.618	24.032	1:41.269	86.50	3.497	14:57:26.900
3 -	31.469	44.789	23.708	1:39.966	87.62	2.194	14:59:06.866
4 -	31.820	46.595	27.032	1:45.447	83.07	7.675	15:00:52.313
5 -	33.316	47.331	25.185	1:45.832	82.77	8.060	15:02:38.145
6 -	39.733	48.295	24.676	1:52.704	77.72	14.932	15:04:30.849
7 -	32.742	45.860	28.129	1:46.731	82.07	8.959	15:06:17.580
8 -	57.859	1:33.968	35.620	3:07.447	46.73	1:29.675	15:09:25.027
9 -	45.398	1:07.704	32.361	2:25.463	60.22	47.691	15:11:50.490
10 -	46.874	58.111	32.410	2:17.395	63.75	39.623	15:14:07.885
11 -	32.034	44.787	23.992	1:40.813	86.89	3.041	15:15:48.698
12 -	31.759	44.755	24.191	1:40.705	86.98	2.933	15:17:29.403
13 -	31.007	44.030	23.810	1:38.847	88.62	1.075	15:19:08.250
14 -	31.283	44.488	23.576	1:39.347	88.17	1.575	15:20:47.597
15 -	31.134	43.680	25.480	1:40.294	87.34	2.522	15:22:27.891
16 -	33.073	44.337	24.439	1:41.849	86.00	4.077	15:24:09.740
17 -	31.975	44.475	26.443	1:42.893	85.13	5.121	15:25:52.633
18 -	31.673	43.481	23.363	1:38.517	88.91	0.745	15:27:31.150
19 -	31.006	43.215	23.656	1:37.877 (2)	89.49	0.105	15:29:09.027
20 -	31.528	43.607	IN PIT	3:43.576 P	39.18	2:05.804	15:32:52.603
21 -	OUTLAP	44.719	24.196	1:46.079	82.57	8.307	15:34:38.682
22 -	31.179	43.830	23.323	1:38.332	89.08	0.560	15:36:17.014
23 -	30.884	43.337	23.551	1:37.772 (1)	89.59		15:37:54.786
24 -	32.096	45.318	23.708	1:41.122	86.62	3.350	15:39:35.908
25 -	32.583	43.560	23.681	1:39.824	87.75	2.052	15:41:15.732
26 -	31.084	45.737	23.408	1:40.229	87.39	2.457	15:42:55.961
27 -	31.734	43.781	23.581	1:39.096	88.39	1.324	15:44:35.057
28 -	31.287	43.287	23.567	1:38.141 (3)	89.25	0.369	15:46:13.198

P16 12 P B Ross HYETT				Tiga SC84			
IDEAL LAP TIME : 1:38.953		BEST LAP TIME : 1:39.273		DIFFERENCE : 0.320			
LAP	SECTOR 1	SECTOR 2	SECTOR 3	LAP TIME	MPH	DIFF	TIME OF DAY
1 -		48.268	25.561	1:51.597	78.49	12.324	14:55:47.291
2 -	31.671	45.201	24.499	1:41.371	86.41	2.098	14:57:28.662
3 -	31.182	45.256	24.315	1:40.753	86.94	1.480	14:59:09.415
4 -	31.044	48.081	28.415	1:47.540	81.45	8.267	15:00:56.955
5 -	38.365	49.364	25.707	1:53.436	77.22	14.163	15:02:50.391
6 -	33.782	49.918	28.232	1:51.932	78.26	12.659	15:04:42.323
7 -	37.508	54.213	27.157	1:58.878	73.68	19.605	15:06:41.201
8 -	39.962	1:30.430	35.556	2:45.948	52.78	1:06.675	15:09:27.149
9 -	48.092	1:04.882	32.404	2:25.378	60.25	46.105	15:11:52.527
10 -	46.976	58.038	31.734	2:16.748	64.05	37.475	15:14:09.275
11 -	31.903	44.726	23.995	1:40.624	87.05	1.351	15:15:49.899
12 -	31.121	44.882	24.155	1:40.158	87.46	0.885	15:17:30.057
13 -	31.154	44.606	23.845	1:39.605 (3)	87.94	0.332	15:19:09.662
14 -	31.274	44.511	24.305	1:40.090	87.51	0.817	15:20:49.752
15 -	31.198	45.091	IN PIT	3:46.260 P	38.71	2:06.987	15:24:36.012
16 -	OUTLAP	48.354	24.286	1:48.920	80.42	9.647	15:26:24.932
17 -	31.144	44.431	24.168	1:39.743	87.82	0.470	15:28:04.675
18 -	31.068	44.676	24.240	1:39.984	87.61	0.711	15:29:44.659
19 -	30.955	44.388	24.523	1:39.866	87.71	0.593	15:31:24.525
20 -	31.184	44.518	24.155	1:39.857	87.72	0.584	15:33:04.382
21 -	31.028	44.343	23.958	1:39.329 (2)	88.19	0.056	15:34:43.711
22 -	31.838	44.747	24.035	1:40.620	87.05	1.347	15:36:24.331
23 -	31.197	44.153	23.923	1:39.273 (1)	88.23		15:38:03.604
24 -	32.442	45.017	24.420	1:41.879	85.98	2.606	15:39:45.483
25 -	33.129	46.837	25.493	1:45.459	83.06	6.186	15:41:30.942
26 -	34.258	48.625	25.691	1:48.574	80.68	9.301	15:43:19.516
27 -	33.708	46.666	24.597	1:44.971	83.45	5.698	15:45:04.487

Weather / Track : Cloudy / Dry

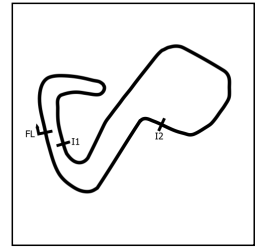
Brands Hatch GP

Circuit Length = 2.4332 miles

Start: 14:53 Flag 15:44 End: 15:46

SRCC Sports 2000 Racing Saloons

RACE 14 - SECTOR ANALYSIS



SECTOR 1 = FL to I1, SECTOR 2 = I1 to I2, SECTOR 3 = I2 to FL, DIFF = Difference To Personal Best Lap, P = Crossed Finish Line in Pit Lane, D = Time Disallowed

P17 42 P A		Andy CHITTENDEN		Tiga SC87			
IDEAL LAP TIME : 1:41.216		BEST LAP TIME : 1:41.718		DIFFERENCE : 0.502			
LAP	SECTOR 1	SECTOR 2	SECTOR 3	LAP TIME	MPH	DIFF	TIME OF DAY
1 -		48.491	25.762	1:54.821	76.29	13.103	14:55:50.515
2 -	33.268	46.717	25.394	1:45.379	83.12	3.661	14:57:35.894
3 -	33.039	45.847	26.275	1:45.161	83.29	3.443	14:59:21.055
4 -	31.979	53.564	28.560	1:54.103	76.77	12.385	15:01:15.158
5 -	36.272	53.170	27.626	1:57.068	74.82	15.350	15:03:12.226
6 -	36.076	54.298	27.567	1:57.941	74.27	16.223	15:05:10.167
7 -	35.129	52.190	26.766	1:54.085	76.78	12.367	15:07:04.252
8 -	35.763	1:16.776	34.730	2:27.269	59.48	45.551	15:09:31.521
9 -	52.831	59.931	31.983	2:24.745	60.51	43.027	15:11:56.266
10 -	49.876	56.515	30.440	2:16.831	64.01	35.113	15:14:13.097
11 -	32.457	46.623	24.877	1:43.957	84.26	2.239	15:15:57.054
12 -	32.542	46.698	25.756	1:44.996	83.43	3.278	15:17:42.050
13 -	32.774	46.061	24.561	1:43.396	84.72	1.678	15:19:25.446
14 -	31.887	45.254	24.710	1:41.851 (2)	86.00	0.133	15:21:07.297
15 -	32.655	46.334	IN PIT	3:48.042 P	38.41	2:06.324	15:24:55.339
16 -	OUTLAP	49.209	25.150	1:52.587	77.80	10.869	15:26:47.926
17 -	32.850	45.826	24.885	1:43.561	84.58	1.843	15:28:31.487
18 -	31.711	47.045	25.298	1:44.054	84.18	2.336	15:30:15.541
19 -	33.145	45.891	25.053	1:44.089	84.15	2.371	15:31:59.630
20 -	32.156	46.119	25.500	1:43.775	84.41	2.057	15:33:43.405
21 -	33.245	45.816	25.091	1:44.152	84.10	2.434	15:35:27.557
22 -	32.357	45.776	24.989	1:43.122	84.94	1.404	15:37:10.679
23 -	32.223	45.433	24.935	1:42.591 (3)	85.38	0.873	15:38:53.270
24 -	31.996	44.944	24.778	1:41.718 (1)	86.11		15:40:34.988
25 -	31.826	46.647	25.215	1:43.688	84.48	1.970	15:42:18.676
26 -	32.445	46.347	25.431	1:44.223	84.04	2.505	15:44:02.899
27 -	32.864	46.173	25.509	1:44.546	83.78	2.828	15:45:47.445

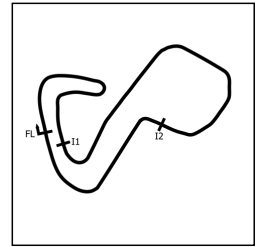
P18 90 P A		Patrick EGAN		LOLA T90/90			
IDEAL LAP TIME :		BEST LAP TIME : 1:39.467		DIFFERENCE :			
LAP	SECTOR 1	SECTOR 2	SECTOR 3	LAP TIME	MPH	DIFF	TIME OF DAY
1 -				1:52.732	77.70	13.265	14:55:48.426
2 -				1:44.299	83.98	4.832	14:57:32.725
3 -				1:44.860	83.53	5.393	14:59:17.585
4 -				1:55.520	75.82	16.053	15:01:13.105
5 -				1:57.206	74.73	17.739	15:03:10.311
6 -				1:56.836	74.97	17.369	15:05:07.147
7 -				1:54.908	76.23	15.441	15:07:02.055
8 -				2:27.014	59.58	47.547	15:09:29.069
9 -				2:25.516	60.19	46.049	15:11:54.585
10 -				2:16.681	64.08	37.214	15:14:11.266
11 -				1:44.195	84.07	4.728	15:15:55.461
12 -				1:47.484	81.49	8.017	15:17:42.945
13 -				1:43.161	84.91	3.694	15:19:26.106
14 -				1:41.908	85.95	2.441	15:21:08.014
15 -				1:52.377	77.95	12.910	15:23:00.391
16 -				1:56.105	75.44	16.638	15:24:56.496
17 -				1:50.031	79.61	10.564	15:26:46.527
18 -				1:43.322	84.78	3.855	15:28:29.849
19 -				1:42.337	85.59	2.870	15:30:12.186
20 -				1:40.876	86.83	1.409	15:31:53.062
21 -			IN PIT	3:43.952 P	39.11	2:04.485	15:35:37.014
22 -	OUTLAP			1:50.441	79.31	10.974	15:37:27.456
23 -				1:41.804	86.04	2.337	15:39:09.260
24 -				1:39.809	87.76	0.342	15:40:49.069
25 -				1:39.694 (3)	87.86	0.227	15:42:28.763
26 -				1:39.606 (2)	87.94	0.139	15:44:08.369
27 -				1:39.467 (1)	88.06		15:45:47.836

Weather / Track : Cloudy / Dry

Brands Hatch GP
Circuit Length = 2.4332 miles
Start: 14:53 Flag 15:44 End: 15:46

SRCC Sports 2000 Racing Saloons

RACE 14 - SECTOR ANALYSIS



SECTOR 1 = FL to I1, SECTOR 2 = I1 to I2, SECTOR 3 = I2 to FL, DIFF = Difference To Personal Best Lap, P = Crossed Finish Line in Pit Lane, D = Time Disallowed

P19 11 P H		EUGENIO/EDMONDS		Royale RP37			
IDEAL LAP TIME : 1:40.510		BEST LAP TIME : 1:40.677		DIFFERENCE : 0.167			
LAP	SECTOR 1	SECTOR 2	SECTOR 3	LAP TIME	MPH	DIFF	TIME OF DAY
1 -		50.910	26.768	1:59.664	73.20	18.987	14:55:55.358
2 -	33.984	50.092	26.405	1:50.481	79.28	9.804	14:57:45.839
3 -	33.718	50.152	26.355	1:50.225	79.47	9.548	14:59:36.064
4 -	33.951	53.266	27.896	1:55.113	76.09	14.436	15:01:31.177
5 -	34.776	51.775	26.802	1:53.353	77.27	12.676	15:03:24.530
6 -	34.845	1:08.542	27.910	2:11.297	66.71	30.620	15:05:35.827
7 -	35.458	52.102	27.114	1:54.674	76.38	13.997	15:07:30.501
8 -	34.395	53.862	34.009	2:02.266	71.64	21.589	15:09:32.767
9 -	53.472	59.169	31.946	2:24.587	60.58	43.910	15:11:57.354
10 -	49.442	56.280	30.335	2:16.057	64.38	35.380	15:14:13.411
11 -	34.425	50.032	26.257	1:50.714	79.12	10.037	15:16:04.125
12 -	33.638	48.896	25.994	1:48.528	80.71	7.851	15:17:52.653
13 -	33.359	49.580	IN PIT	3:52.091 P	37.74	2:11.414	15:21:44.744
14 -	OUTLAP	48.241	25.787	1:50.763	79.08	10.086	15:23:35.507
15 -	32.983	1:06.776	32.310	2:12.069	66.32	31.392	15:25:47.576
16 -	32.387	45.942	24.723	1:43.052	85.00	2.375	15:27:30.628
17 -	32.307	46.393	24.560	1:43.260	84.83	2.583	15:29:13.888
18 -	31.986	45.797	24.376	1:42.159	85.74	1.482	15:30:56.047
19 -	31.753	45.324	24.448	1:41.525	86.28	0.848	15:32:37.572
20 -	31.938	45.128	24.278	1:41.344	86.43	0.667	15:34:18.916
21 -	32.393	45.782	IN PIT	1:59.053 P	73.57	18.376	15:36:17.969
22 -	OUTLAP	44.858	24.309	1:43.531	84.61	2.854	15:38:01.500
23 -	31.626	45.368	24.269	1:41.263 (3)	86.50	0.586	15:39:42.763
24 -	32.179	44.956	24.217	1:41.352	86.42	0.675	15:41:24.115
25 -	32.510	44.800	24.106	1:41.416	86.37	0.739	15:43:05.531
26 -	31.724	44.931	24.326	1:40.981 (2)	86.74	0.304	15:44:46.512
27 -	31.650	44.778	24.249	1:40.677 (1)	87.00		15:46:27.189

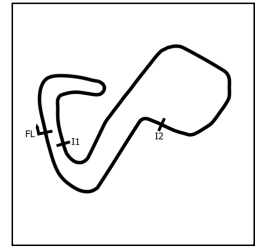
P20 96 P H		Mira FEYERABEND		Tiga SC79			
IDEAL LAP TIME : 1:46.545		BEST LAP TIME : 1:47.399		DIFFERENCE : 0.854			
LAP	SECTOR 1	SECTOR 2	SECTOR 3	LAP TIME	MPH	DIFF	TIME OF DAY
1 -		51.120	26.888	2:00.786	72.52	13.387	14:55:56.480
2 -	33.802	50.133	26.896	1:50.831	79.03	3.432	14:57:47.311
3 -	33.903	49.546	26.396	1:49.845	79.74	2.446	14:59:37.156
4 -	33.582	53.486	27.694	1:54.762	76.33	7.363	15:01:31.918
5 -	35.328	52.692	27.432	1:55.452	75.87	8.053	15:03:27.370
6 -	34.596	1:07.446	28.146	2:10.188	67.28	22.789	15:05:37.558
7 -	34.140	52.984	26.640	1:53.764	77.00	6.365	15:07:31.322
8 -	34.260	53.858	33.705	2:01.823	71.90	14.424	15:09:33.145
9 -	53.682	59.205	31.706	2:24.593	60.58	37.194	15:11:57.738
10 -	49.597	56.422	30.511	2:16.530	64.16	29.131	15:14:14.268
11 -	34.509	48.614	25.816	1:48.939	80.41	1.540	15:16:03.207
12 -	33.544	48.287	25.888	1:47.719	81.32	0.320	15:17:50.926
13 -	33.989	48.785	25.720	1:48.494	80.74	1.095	15:19:39.420
14 -	33.556	49.184	26.198	1:48.938	80.41	1.539	15:21:28.358
15 -	33.889	49.306	IN PIT	4:03.145 P	36.02	2:15.746	15:25:31.503
16 -	OUTLAP	49.942	26.962	1:55.647	75.74	8.248	15:27:27.150
17 -	33.586	49.231	25.567	1:48.384	80.82	0.985	15:29:15.534
18 -	33.679	48.277	26.250	1:48.206	80.95	0.807	15:31:03.740
19 -	33.362	48.566	25.494	1:47.422 (2)	81.54	0.023	15:32:51.162
20 -	32.916	50.622	26.635	1:50.173	79.50	2.774	15:34:41.335
21 -	33.435	48.754	26.829	1:49.018	80.35	1.619	15:36:30.353
22 -	32.774	48.842	25.783	1:47.399 (1)	81.56		15:38:17.752
23 -	33.389	48.532	25.689	1:47.610	81.40	0.211	15:40:05.362
24 -	33.068	48.798	25.733	1:47.599 (3)	81.41	0.200	15:41:52.961
25 -	33.482	48.902	25.972	1:48.356	80.84	0.957	15:43:41.317
26 -	33.572	48.830	25.809	1:48.211	80.95	0.812	15:45:29.528

Weather / Track : Cloudy / Dry

Brands Hatch GP
Circuit Length = 2.4332 miles
Start: 14:53 Flag 15:44 End: 15:46

SRCC Sports 2000 Racing Saloons

RACE 14 - SECTOR ANALYSIS



SECTOR 1 = FL to I1, SECTOR 2 = I1 to I2, SECTOR 3 = I2 to FL, DIFF = Difference To Personal Best Lap, P = Crossed Finish Line in Pit Lane, D = Time Disallowed

P21 34 D DB Roger DONNAN		MCR S2					
IDEAL LAP TIME : 1:35.025		BEST LAP TIME : 1:35.719					
		DIFFERENCE : 0.694					
LAP	SECTOR 1	SECTOR 2	SECTOR 3	LAP TIME	MPH	DIFF	TIME OF DAY
1 -		45.971	IN PIT	11:18.985 P	12.90	9:43.266	15:05:14.679
2 -	OUTLAP	48.172	24.904	1:54.253	76.67	18.534	15:07:08.932
3 -	32.453	1:16.109	34.835	2:23.397	61.08	47.678	15:09:32.329
4 -	53.406	59.149	31.547	2:24.102	60.78	48.383	15:11:56.431
5 -	52.034	55.770	30.319	2:18.123	63.42	42.404	15:14:14.554
6 -	33.240	44.895	24.015	1:42.150	85.75	6.431	15:15:56.704
7 -	31.746	44.176	23.480	1:39.402	88.12	3.683	15:17:36.106
8 -	30.466	45.180	IN PIT	3:46.488 P	38.67	2:10.769	15:21:22.594
9 -	OUTLAP	48.860	25.320	1:49.572	79.94	13.853	15:23:12.166
10 -	31.265	47.397	27.044	1:45.706	82.86	9.987	15:24:57.872
11 -	36.830	48.872	23.981	1:49.683	79.86	13.964	15:26:47.555
12 -	31.093	43.201	23.560	1:37.854	89.51	2.135	15:28:25.409
13 -	30.208	42.929	23.229	1:36.366	90.90	0.647	15:30:01.775
14 -	29.922	42.901	23.173	1:35.996	91.25	0.277	15:31:37.771
15 -	30.057	42.876	23.289	1:36.222	91.03	0.503	15:33:13.993
16 -	30.056	42.734	23.183	1:35.973 (3)	91.27	0.254	15:34:49.966
17 -	30.786	42.881	24.347	1:38.014	89.37	2.295	15:36:27.980
18 -	30.069	42.362	23.455	1:35.886 (2)	91.35	0.167	15:38:03.866
19 -	30.534	42.092	23.093	1:35.719 (1)	91.51		15:39:39.585
20 -	30.342	42.377	24.123	1:36.842	90.45	1.123	15:41:16.427
21 -	31.031	43.685	23.011	1:37.727	89.63	2.008	15:42:54.154
22 -	30.497	43.358	23.380	1:37.235	90.08	1.516	15:44:31.389
23 -	30.338	43.806	23.323	1:37.467	89.87	1.748	15:46:08.856

P22 83 P B Olivier KIRTEN		Apache 86S					
IDEAL LAP TIME : 1:40.192		BEST LAP TIME : 1:40.192					
		DIFFERENCE : 0.000					
LAP	SECTOR 1	SECTOR 2	SECTOR 3	LAP TIME	MPH	DIFF	TIME OF DAY
1 -		48.421	26.146	1:56.812	74.99	16.620	14:55:52.506
2 -	32.645	46.548	25.044	1:44.237	84.03	4.045	14:57:36.743
3 -	32.464	45.619	25.062	1:43.145 (3)	84.92	2.953	14:59:19.888
4 -	31.767	54.295	28.400	1:54.462	76.53	14.270	15:01:14.350
5 -	36.544	53.069	27.758	1:57.371	74.63	17.179	15:03:11.721
6 -	35.941	54.387	26.866	1:57.194	74.74	17.002	15:05:08.915
7 -	35.679	52.193	26.761	1:54.633	76.41	14.441	15:07:03.548
8 -	35.850	1:16.538	34.572	2:26.960	59.60	46.768	15:09:30.508
9 -	53.135	59.734	32.252	2:25.121	60.36	44.929	15:11:55.629
10 -	49.141	57.201	30.298	2:16.640	64.10	36.448	15:14:12.269
11 -	32.882	46.389	25.308	1:44.579	83.76	4.387	15:15:56.848
12 -	33.139	46.531	25.800	1:45.470	83.05	5.278	15:17:42.318
13 -	32.459	45.254	24.227	1:41.940 (2)	85.93	1.748	15:19:24.258
14 -	31.682	44.425	24.085	1:40.192 (1)	87.43		15:21:04.450

P23 43 D A PHILLIPS/BAMSEY		MCR S2					
IDEAL LAP TIME : 1:37.827		BEST LAP TIME : 1:40.309					
		DIFFERENCE : 2.482					
LAP	SECTOR 1	SECTOR 2	SECTOR 3	LAP TIME	MPH	DIFF	TIME OF DAY
1 -		46.139	24.409	1:51.133	78.82	10.824	14:55:46.827
2 -	31.058	45.387	24.228	1:40.673 (3)	87.01	0.364	14:57:27.500
3 -	31.399	45.391	23.628	1:40.418 (2)	87.23	0.109	14:59:07.918
4 -	31.341	47.509	27.049	1:45.899	82.71	5.590	15:00:53.817
5 -	33.410	47.070	24.809	1:45.289	83.19	4.980	15:02:39.106
6 -	40.587	48.278	24.780	1:53.645	77.08	13.336	15:04:32.751
7 -	33.174	45.920	26.548	1:45.642	82.92	5.333	15:06:18.393
8 -	58.897	1:33.466	35.624	3:07.987	46.59	1:27.678	15:09:26.380
9 -	45.971	1:07.022	32.479	2:25.472	60.21	45.163	15:11:51.852
10 -	46.799	57.803	32.325	2:16.927	63.97	36.618	15:14:08.779
11 -	31.466	44.789	24.054	1:40.309 (1)	87.32		15:15:49.088

Weather / Track : Cloudy / Dry

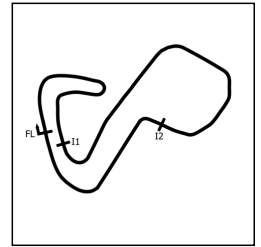
Brands Hatch GP

Circuit Length = 2.4332 miles

Start: 14:53 Flag 15:44 End: 15:46

SRCC Sports 2000 Racing Saloons

RACE 14 - SECTOR ANALYSIS



SECTOR 1 = FL to I1, SECTOR 2 = I1 to I2, SECTOR 3 = I2 to FL, DIFF = Difference To Personal Best Lap, P = Crossed Finish Line in Pit Lane, D = Time Disallowed

P24 21 P B Nick HYETT				Tiga SC83			
IDEAL LAP TIME : 1:42.432		BEST LAP TIME : 1:43.814		DIFFERENCE : 1.382			
LAP	SECTOR 1	SECTOR 2	SECTOR 3	LAP TIME	MPH	DIFF	TIME OF DAY
1 -		49.245	25.661	1:54.134	76.75	10.320	14:55:49.828
2 -	32.843	46.984	24.900	1:44.727 (2)	83.64	0.913	14:57:34.555
3 -	32.589	46.193	25.032	1:43.814 (1)	84.38		14:59:18.369
4 -	32.000	49.297	27.819	1:49.116	80.28	5.302	15:01:07.485
5 -	35.447	55.181	30.116	2:00.744	72.54	16.930	15:03:08.229
6 -	35.361	52.755	26.521	1:54.637	76.41	10.823	15:05:02.866
7 -	33.176	48.781	25.767	1:47.724	81.31	3.910	15:06:50.590
8 -	34.475	1:27.730	35.084	2:37.289	55.69	53.475	15:09:27.879
9 -	51.576	1:01.398	32.813	2:25.787	60.08	41.973	15:11:53.666
10 -	48.248	57.253	30.693	2:16.194	64.31	32.380	15:14:09.860
11 -	32.238	45.532	27.009	1:44.779 (3)	83.60	0.965	15:15:54.639

P25 3 P H DB Colin FEYERABEND				LOLA T492			
IDEAL LAP TIME : 1:42.627		BEST LAP TIME : 1:42.627		DIFFERENCE : 0.000			
LAP	SECTOR 1	SECTOR 2	SECTOR 3	LAP TIME	MPH	DIFF	TIME OF DAY
1 -		48.732	25.565	1:55.997	75.51	13.370	14:55:51.691
2 -	32.909	46.689	24.831	1:44.429 (3)	83.88	1.802	14:57:36.120
3 -	32.105	45.870	24.652	1:42.627 (1)	85.35		14:59:18.747
4 -	32.502	54.079	28.366	1:54.947	76.20	12.320	15:01:13.694
5 -	36.072	53.697	27.312	1:57.081	74.81	14.454	15:03:10.775
6 -	36.120	54.544	26.676	1:57.340	74.65	14.713	15:05:08.115
7 -	35.467	52.525	26.286	1:54.278	76.65	11.651	15:07:02.393
8 -	35.997	1:16.573	34.927	2:27.497	59.38	44.870	15:09:29.890
9 -	52.116	1:00.731	32.365	2:25.212	60.32	42.585	15:11:55.102
10 -	48.692	57.499	30.610	2:16.801	64.03	34.174	15:14:11.903
11 -	32.890	46.520	24.786	1:44.196 (2)	84.07	1.569	15:15:56.099

P26 28 D B John OWEN				MCR S2			
IDEAL LAP TIME : 1:35.510		BEST LAP TIME : 1:35.510		DIFFERENCE : 0.000			
LAP	SECTOR 1	SECTOR 2	SECTOR 3	LAP TIME	MPH	DIFF	TIME OF DAY
1 -		43.905	23.524	1:42.458 (3)	85.49	6.948	14:55:38.152
2 -	30.381	43.920	23.201	1:37.502 (2)	89.84	1.992	14:57:15.654
3 -	29.707	43.039	22.764	1:35.510 (1)	91.71		14:58:51.164

Weather / Track : Cloudy / Dry

Brands Hatch GP
Circuit Length = 2.4332 miles
Start: 14:53 Flag 15:44 End: 15:46

SRCC Sports 2000 Racing Saloons

RACE 14 - BEST SECTORS

SECTOR 1			SECTOR 2			SECTOR 3			IDEAL / BEST COMPARISON						
POS	NO	NAME	TIME	NO	NAME	TIME	NO	NAME	TIME	POS	NO	NAME	IDEAL	BEST	DIFF
												PERFECT LAP	1:29.474		
1	77	HALL	28.375	76	GIBBINS	39.585	76	GIBBINS	21.514	1	76	GIBBINS	1:29.504	1:29.648	0.144
2	76	GIBBINS	28.405	1	STOTEN	39.860	77	HALL	21.665	2	77	HALL	1:30.029	1:30.284	0.255
3	1	STOTEN	28.690	77	HALL	39.989	1	STOTEN	21.802	3	1	STOTEN	1:30.352	1:30.727	0.375
4	24	MZEN	28.850	71	TRAYHURN	40.033	71	TRAYHURN	21.885	4	71	TRAYHURN	1:30.997	1:31.340	0.343
5	8	HOUGHTON	28.994	8	HOUGHTON	40.666	128	BROUWER	21.914	5	8	HOUGHTON	1:31.880	1:32.083	0.203
6	5	YARWOOD	29.017	5	YARWOOD	40.819	40	TUDOR	22.142	6	128	BROUWER	1:32.031	1:32.634	0.603
7	40	TUDOR	29.040	40	TUDOR	40.889	5	YARWOOD	22.215	7	5	YARWOOD	1:32.051	1:32.489	0.438
8	71	TRAYHURN	29.079	128	BROUWER	40.927	8	HOUGHTON	22.220	8	40	TUDOR	1:32.071	1:32.316	0.245
9	128	BROUWER	29.190	41	BILLINGSLEY	40.949	41	BILLINGSLEY	22.328	9	41	BILLINGSLEY	1:32.508	1:32.693	0.185
10	41	BILLINGSLEY	29.231	24	MZEN	41.661	88	WILLIAMS	22.420	10	24	MZEN	1:32.957	1:33.318	0.361
11	28	OWEN	29.707	88	WILLIAMS	41.662	24	MZEN	22.446	11	88	WILLIAMS	1:34.064	1:34.130	0.066
12	7	HAYES/TURNER	29.778	34	DONNAN	42.092	28	OWEN	22.764	12	7	HAYES/TURNER	1:34.841	1:35.086	0.245
13	34	DONNAN	29.922	7	HAYES/TURNER	42.259	7	HAYES/TURNER	22.804	13	34	DONNAN	1:35.025	1:35.719	0.694
14	88	WILLIAMS	29.982	28	OWEN	43.039	34	DONNAN	23.011	14	28	OWEN	1:35.510	1:35.510	0.000
15	91	LAW	30.375	43	PHILLIPS/BAMSEY	43.141	10	COPE	23.323	15	91	LAW	1:37.359	1:37.759	0.400
16	10	COPE	30.884	10	COPE	43.215	91	LAW	23.351	16	10	COPE	1:37.422	1:37.772	0.350
17	12	HYETT	30.955	91	LAW	43.633	43	PHILLIPS/BAMSEY	23.628	17	43	PHILLIPS/BAMSEY	1:37.827	1:40.309	2.482
18	43	PHILLIPS/BAMSEY	31.058	12	HYETT	44.153	12	HYETT	23.845	18	12	HYETT	1:38.953	1:39.273	0.320
19	11	EUGENIO/EDMOND	31.626	83	KIRTEN	44.425	83	KIRTEN	24.085	19	83	KIRTEN	1:40.192	1:40.192	0.000
20	83	KIRTEN	31.682	11	EUGENIO/EDMOND	44.778	11	EUGENIO/EDMOND	24.106	20	11	EUGENIO/EDMOND	1:40.510	1:40.677	0.167
21	42	CHITTENDEN	31.711	42	CHITTENDEN	44.944	42	CHITTENDEN	24.561	21	42	CHITTENDEN	1:41.216	1:41.718	0.502
22	21	HYETT	32.000	21	HYETT	45.532	3	FEYERABEND	24.652	22	21	HYETT	1:42.432	1:43.814	1.382
23	3	FEYERABEND	32.105	3	FEYERABEND	45.870	21	HYETT	24.900	23	3	FEYERABEND	1:42.627	1:42.627	0.000
24	96	FEYERABEND	32.774	96	FEYERABEND	48.277	96	FEYERABEND	25.494	24	96	FEYERABEND	1:46.545	1:47.399	0.854
25										25	90	EGAN		1:39.467	
26										26	13	LUCAS		1:36.291	

Weather / Track : Cloudy / Dry

Results can be found at www.tsl-timing.com

Brands Hatch GP
 Circuit Length = 2.4332 miles
 Start: 14:53 Flag 15:44 End: 15:46

Printed - 15:48 Sunday, 01 September 2019

SRCC Sports 2000 Racing Saloons

RACE 14 - PIT STOP ANALYSIS

P1 76 Michael GIBBINS				
STOP	IN TIME	STOP TIME	TOTAL TIME	OUT TIME
1 -	15:22:58.597	2:01.840	2:01.840	15:25:00.437

P2 77 Charles HALL				
STOP	IN TIME	STOP TIME	TOTAL TIME	OUT TIME
1 -	15:23:04.301	2:01.507	2:01.507	15:25:05.808

P3 1 Tom STOTEN				
STOP	IN TIME	STOP TIME	TOTAL TIME	OUT TIME
1 -	15:23:09.419	2:03.189	2:03.189	15:25:12.608

P4 40 Timothy TUDOR				
STOP	IN TIME	STOP TIME	TOTAL TIME	OUT TIME
1 -	15:23:25.110	2:01.444	2:01.444	15:25:26.554

P5 128 Peter BROUWER				
STOP	IN TIME	STOP TIME	TOTAL TIME	OUT TIME
1 -	15:23:26.634	2:03.624	2:03.624	15:25:30.258

P6 71 Paul TRAYHURN				
STOP	IN TIME	STOP TIME	TOTAL TIME	OUT TIME
1 -	15:14:03.095	2:00.986	2:00.986	15:16:04.081

P7 41 Giles BILLINGSLEY				
STOP	IN TIME	STOP TIME	TOTAL TIME	OUT TIME
1 -	15:20:18.420	2:06.321	2:06.321	15:22:24.741

P8 24 Keith MIZEN				
STOP	IN TIME	STOP TIME	TOTAL TIME	OUT TIME
1 -	15:23:35.206	2:02.830	2:02.830	15:25:38.036

P9 5 Chris YARWOOD				
STOP	IN TIME	STOP TIME	TOTAL TIME	OUT TIME
1 -	15:17:06.983	2:07.072	2:07.072	15:19:14.055

P10 8 David HOUGHTON				
STOP	IN TIME	STOP TIME	TOTAL TIME	OUT TIME
1 -	15:27:22.054	2:03.322	2:03.322	15:29:25.376

P11 7 HAYES/TURNER				
STOP	IN TIME	STOP TIME	TOTAL TIME	OUT TIME
1 -	15:17:18.269	2:07.703	2:07.703	15:19:25.972

P12 88 Peter WILLIAMS				
STOP	IN TIME	STOP TIME	TOTAL TIME	OUT TIME
1 -	15:18:51.314	2:30.328	2:30.328	15:21:21.642

P14 91 Ashley LAW				
STOP	IN TIME	STOP TIME	TOTAL TIME	OUT TIME
1 -	15:24:05.984	2:11.490	2:11.490	15:26:17.474

P15 10 Paul COPE				
STOP	IN TIME	STOP TIME	TOTAL TIME	OUT TIME
1 -	15:30:48.673	2:03.930	2:03.930	15:32:52.603

P16 12 Ross HYETT				
STOP	IN TIME	STOP TIME	TOTAL TIME	OUT TIME
1 -	15:22:30.890	2:05.122	2:05.122	15:24:36.012

P17 42 Andy CHITTENDEN				
STOP	IN TIME	STOP TIME	TOTAL TIME	OUT TIME
1 -	15:22:50.687	2:04.652	2:04.652	15:24:55.339

P19 11 EUGENIO/EDMONDS				
STOP	IN TIME	STOP TIME	TOTAL TIME	OUT TIME
1 -	15:19:40.458	2:04.286	2:04.286	15:21:44.744
2 -	15:36:00.158	17.811	2:22.097	15:36:17.969

P20 96 Mira FEYERABEND				
STOP	IN TIME	STOP TIME	TOTAL TIME	OUT TIME
1 -	15:23:19.999	2:11.504	2:11.504	15:25:31.503

P21 34 Roger DONNAN				
STOP	IN TIME	STOP TIME	TOTAL TIME	OUT TIME
1 -	14:55:43.395	9:31.284	9:31.284	15:05:14.679
2 -	15:19:15.156	2:07.438	11:38.722	15:21:22.594

P23 43 PHILLIPS/BAMSEY				
STOP	IN TIME	STOP TIME	TOTAL TIME	OUT TIME
1 -	15:17:31.539			

P25 3 Colin FEYERABEND				
STOP	IN TIME	STOP TIME	TOTAL TIME	OUT TIME
1 -	15:17:45.059			

Weather / Track : Cloudy / Dry

Results can be found at www.tsl-timing.com

Brands Hatch GP
 Circuit Length = 2.4332 miles
 Start: 14:53 Flag 15:44 End: 15:46

Printed - 15:49 Sunday, 01 September 2019

SRCC Sports 2000 Racing Saloons

RACE 14 - STATISTICS

Competitors Started 26
Planned Start 2019-09-01 @ 15:00:00.000
Actual Start 2019-09-01 @ 14:53:55.693
Finish Time 2019-09-01 @ 15:44:48.928
Track Length 2.4332mi.
Total Laps 638
Total Distance Covered 1552.4387mi.

Session Fastest Lap History

NO	CL	NAME	LAP TIME	TIME OF DAY	LAP	VEHICLE
76	DA	Michael GIBBINS	1:32.836	14:55:28.549	1	MCR S2
76	DA	Michael GIBBINS	1:30.165	14:56:58.714	2	MCR S2
76	DA	Michael GIBBINS	1:30.014	14:58:28.728	3	MCR S2
76	DA	Michael GIBBINS	1:29.983	14:59:58.711	4	MCR S2
76	DA	Michael GIBBINS	1:29.648	15:16:56.223	12	MCR S2

Session Leader History

NO	CL	NAME	FROM LAP	LAPS LED	DISTANCE	VEHICLE
76	DA	Michael GIBBINS	1	15	36.49 miles	MCR S2
8	DA	David HOUGHTON	16	2	4.86 miles	MCR S2
13	DB	Bscher LUCAS	18	1	2.43 miles	Carbir CS2
10	DB	Paul COPE	19	1	2.43 miles	LOLA T87/90
76	DA	Michael GIBBINS	20	10	24.33 miles	MCR S2

Flag History

TYPE	TIME OF DAY
GREEN	14:53:55.693
SAFETY	15:00:03.862
GREEN	15:13:53.968
SAFETY	15:22:05.239
GREEN	15:25:43.551
FINISH	15:44:48.928

Flag Statistics

TYPE	COUNT	TOTAL LAPS	TOTAL TIME
Green	3	23	35:24.910
Red	0	0	0.000
Safety Car	2	6	17:28.416
FCY	0	0	0.000

Weather / Track : Cloudy / Dry

These results are provisional until the conclusion of any judicial and technical matters.

Brands Hatch GP

Circuit Length = 2.4332 miles

Start: 14:53 Flag 15:44 End: 15:46

Clerk Of Course :	Timekeeper :
-------------------	--------------

SRCC Sports 2000 Racing Saloons

RACE 14 - STATISTICS

CLASS : D A

10 Starters

Fastest Lap History

NO	NAME	LAP TIME	TIME OF DAY	LAP	VEHICLE
76	Michael GIBBINS	1:32.836	14:55:28.549	1	MCR S2
76	Michael GIBBINS	1:30.165	14:56:58.714	2	MCR S2
76	Michael GIBBINS	1:30.014	14:58:28.728	3	MCR S2
76	Michael GIBBINS	1:29.983	14:59:58.711	4	MCR S2
76	Michael GIBBINS	1:29.648	15:16:56.223	12	MCR S2

Leader History

NO	NAME	FROM LAP	LAPS LED	DISTANCE	VEHICLE
76	Michael GIBBINS	1	15	36.49 miles	MCR S2
8	David HOUGHTON	16	2	4.86 miles	MCR S2
76	Michael GIBBINS	18	12	29.19 miles	MCR S2

Weather / Track : Cloudy / Dry

These results are provisional until the conclusion of any judicial and technical matters.

Brands Hatch GP

Circuit Length = 2.4332 miles

Start: 14:53 Flag 15:44 End: 15:46

Clerk Of Course :

Timekeeper :

SRCC Sports 2000 Racing Saloons

RACE 14 - STATISTICS

CLASS : D B

5 Starters

Fastest Lap History

NO	NAME	LAP TIME	TIME OF DAY	LAP	VEHICLE
128	Peter BROUWER	1:40.336	14:55:36.038	1	LOLA Fox 88/90
128	Peter BROUWER	1:34.802	14:57:10.841	2	LOLA Fox 88/90
128	Peter BROUWER	1:33.574	14:58:44.415	3	LOLA Fox 88/90
5	Chris YARWOOD	1:32.541	14:58:44.937	3	LOLA T88/90
5	Chris YARWOOD	1:32.489	15:32:06.648	20	LOLA T88/90

Leader History

NO	NAME	FROM LAP	LAPS LED	DISTANCE	VEHICLE
128	Peter BROUWER	1	15	36.49 miles	LOLA Fox 88/90
13	Bscher LUCAS	16	3	7.29 miles	Carbir CS2
10	Paul COPE	19	1	2.43 miles	LOLA T87/90
128	Peter BROUWER	20	10	24.33 miles	LOLA Fox 88/90

Weather / Track : Cloudy / Dry

These results are provisional until the conclusion of any judicial and technical matters.

Brands Hatch GP

Circuit Length = 2.4332 miles

Start: 14:53 Flag 15:44 End: 15:46

Clerk Of Course :

Timekeeper :

SRCC Sports 2000 Racing Saloons

RACE 14 - STATISTICS

CLASS : D DB

3 Starters

Fastest Lap History

NO	NAME	LAP TIME	TIME OF DAY	LAP	VEHICLE
88	Peter WILLIAMS	1:43.049	14:55:38.760	1	MCR S2
88	Peter WILLIAMS	1:37.291	14:57:16.050	2	MCR S2
88	Peter WILLIAMS	1:35.496	14:58:51.545	3	MCR S2
88	Peter WILLIAMS	1:35.436	15:15:38.695	11	MCR S2
88	Peter WILLIAMS	1:34.725	15:17:13.421	12	MCR S2
88	Peter WILLIAMS	1:34.323	15:41:04.496	25	MCR S2
88	Peter WILLIAMS	1:34.130	15:45:49.226	28	MCR S2

Leader History

NO	NAME	FROM LAP	LAPS LED	DISTANCE	VEHICLE
88	Peter WILLIAMS	1	12	29.19 miles	MCR S2
7	HAYES/TURNER	13	16	38.93 miles	MCR S2

Weather / Track : Cloudy / Dry

These results are provisional until the conclusion of any judicial and technical matters.

Brands Hatch GP

Circuit Length = 2.4332 miles

Start: 14:53 Flag 15:44 End: 15:46

Clerk Of Course :

Timekeeper :

SRCC Sports 2000 Racing Saloons

RACE 14 - STATISTICS

CLASS : P A

2 Starters

Fastest Lap History

NO	NAME	LAP TIME	TIME OF DAY	LAP	VEHICLE
90	Patrick EGAN	1:52.732	14:55:48.426	1	LOLA T90/90
90	Patrick EGAN	1:44.299	14:57:32.725	2	LOLA T90/90
90	Patrick EGAN	1:44.195	15:15:55.461	11	LOLA T90/90
42	Andy CHITTENDEN	1:43.957	15:15:57.071	11	Tiga SC87
42	Andy CHITTENDEN	1:43.396	15:19:25.463	13	Tiga SC87
90	Patrick EGAN	1:43.161	15:19:26.106	13	LOLA T90/90
42	Andy CHITTENDEN	1:41.851	15:21:07.314	14	Tiga SC87
90	Patrick EGAN	1:40.876	15:31:53.062	20	LOLA T90/90
90	Patrick EGAN	1:39.809	15:40:49.069	24	LOLA T90/90
90	Patrick EGAN	1:39.694	15:42:28.763	25	LOLA T90/90
90	Patrick EGAN	1:39.606	15:44:08.369	26	LOLA T90/90
90	Patrick EGAN	1:39.467	15:45:47.836	27	LOLA T90/90

Leader History

NO	NAME	FROM LAP	LAPS LED	DISTANCE	VEHICLE
90	Patrick EGAN	1	11	26.76 miles	LOLA T90/90
42	Andy CHITTENDEN	12	3	7.29 miles	Tiga SC87
90	Patrick EGAN	15	6	14.59 miles	LOLA T90/90
42	Andy CHITTENDEN	21	7	17.03 miles	Tiga SC87

Weather / Track : Cloudy / Dry

These results are provisional until the conclusion of any judicial and technical matters.

Brands Hatch GP

Circuit Length = 2.4332 miles

Start: 14:53 Flag 15:44 End: 15:46

Clerk Of Course :		Timekeeper :
-------------------	--	--------------

SRCC Sports 2000 Racing Saloons

RACE 14 - STATISTICS

CLASS : P B

3 Starters

Fastest Lap History

NO	NAME	LAP TIME	TIME OF DAY	LAP	VEHICLE
12	Ross HYETT	1:51.597	14:55:47.306	1	Tiga SC84
12	Ross HYETT	1:41.371	14:57:28.675	2	Tiga SC84
12	Ross HYETT	1:40.753	14:59:09.430	3	Tiga SC84
12	Ross HYETT	1:40.624	15:15:49.915	11	Tiga SC84
12	Ross HYETT	1:40.158	15:17:30.071	12	Tiga SC84
12	Ross HYETT	1:39.605	15:19:09.677	13	Tiga SC84
12	Ross HYETT	1:39.329	15:34:43.725	21	Tiga SC84
12	Ross HYETT	1:39.273	15:38:03.619	23	Tiga SC84

Leader History

NO	NAME	FROM LAP	LAPS LED	DISTANCE	VEHICLE
12	Ross HYETT	1	27	65.69 miles	Tiga SC84

Weather / Track : Cloudy / Dry

These results are provisional until the conclusion of any judicial and technical matters.

Brands Hatch GP

Circuit Length = 2.4332 miles

Start: 14:53 Flag 15:44 End: 15:46

Clerk Of Course :

Timekeeper :

SRCC Sports 2000 Racing Saloons

RACE 14 - STATISTICS

CLASS : P H

2 Starters

Fastest Lap History

NO	NAME	LAP TIME	TIME OF DAY	LAP	VEHICLE
11	EUGENIO/EDMONDS	1:59.664	14:55:55.381	1	Royale RP37
11	EUGENIO/EDMONDS	1:50.481	14:57:45.863	2	Royale RP37
11	EUGENIO/EDMONDS	1:50.225	14:59:36.087	3	Royale RP37
96	Mira FEYERABEND	1:49.845	14:59:37.173	3	Tiga SC79
96	Mira FEYERABEND	1:48.939	15:16:03.223	11	Tiga SC79
96	Mira FEYERABEND	1:47.719	15:17:50.942	12	Tiga SC79
11	EUGENIO/EDMONDS	1:43.052	15:27:30.651	16	Royale RP37
11	EUGENIO/EDMONDS	1:42.159	15:30:56.071	18	Royale RP37
11	EUGENIO/EDMONDS	1:41.525	15:32:37.595	19	Royale RP37
11	EUGENIO/EDMONDS	1:41.344	15:34:18.939	20	Royale RP37
11	EUGENIO/EDMONDS	1:41.263	15:39:42.786	23	Royale RP37
11	EUGENIO/EDMONDS	1:40.981	15:44:46.535	26	Royale RP37
11	EUGENIO/EDMONDS	1:40.677	15:46:27.213	27	Royale RP37

Leader History

NO	NAME	FROM LAP	LAPS LED	DISTANCE	VEHICLE
11	EUGENIO/EDMONDS	1	10	24.33 miles	Royale RP37
96	Mira FEYERABEND	11	6	14.59 miles	Tiga SC79
11	EUGENIO/EDMONDS	17	11	26.76 miles	Royale RP37

Weather / Track : Cloudy / Dry

These results are provisional until the conclusion of any judicial and technical matters.

Brands Hatch GP

Circuit Length = 2.4332 miles

Start: 14:53 Flag 15:44 End: 15:46

Clerk Of Course :

Timekeeper :

SRCC Sports 2000 Racing Saloons

RACE 14 - STATISTICS

CLASS : P H DB

1 Starters

Fastest Lap History

NO	NAME	LAP TIME	TIME OF DAY	LAP	VEHICLE
3	Colin FEYERABEND	1:55.997	14:55:51.700	1	LOLA T492
3	Colin FEYERABEND	1:44.429	14:57:36.128	2	LOLA T492
3	Colin FEYERABEND	1:42.627	14:59:18.756	3	LOLA T492

Leader History

NO	NAME	FROM LAP	LAPS LED	DISTANCE	VEHICLE
3	Colin FEYERABEND	1	11	26.76 miles	LOLA T492

Weather / Track : Cloudy / Dry

These results are provisional until the conclusion of any judicial and technical matters.

Brands Hatch GP

Circuit Length = 2.4332 miles

Start: 14:53 Flag 15:44 End: 15:46

Clerk Of Course :

Timekeeper :